

AFC: ABOVE CEILING
 CNT: COUNTER MOUNTED
 UPS: UPS SUPPLIED
 P: PEDESTAL MOUNTED

GRID SWITCH (DLP-S1) (GS-EX)	
a1	CIRCUIT No.03 TO DLP-S1
a2	CIRCUIT No.02 TO DLP-S1
a3	CIRCUIT No.04 TO DLP-S1
a4	CIRCUIT No.04 TO DLP-S1
a5	CIRCUIT No.05 TO DLP-S1
a6	CIRCUIT No.05 TO DLP-S1
a7	CIRCUIT No.06 TO DLP-S1
a8	CIRCUIT No.06 TO DLP-S1
a9	CIRCUIT No.07 TO DLP-S1
a10	CIRCUIT No.07 TO DLP-S1
a11	CIRCUIT No.09 TO DLP-S1
a12	CIRCUIT No.08 TO DLP-S1

LIGHTING FIXTURES

SYMBOL	DESCRIPTION
A1	SURFACE MOUNTED LINEAR LIGHTING FIXTURE, DIMENSION (LxWxH):1132x84x45mm, 41W LED LAMP, 4000K COLOR TEMPERATURE, 2200 LUMEN, IP20.
A1E	DITTO AS ABOVE WITH 1 HOUR BATTERY KIT.
D2	SURFACE MOUNTED DOWN LIGHT, CIRCULAR, Ø 323mm, LED 28W, TOTAL LIGHTING OUTPUT 2700 LUMEN, 4000K COLOR TEMPERATURE, IP-20.
D2E	DITTO AS ABOVE WITH 1 HOUR BATTERY KIT.
X4	RECESSED IN WALL LIGHTING FIXTURE, RECTANGULAR 170x100mm DIMENSIONS, LED 5.5W, TOTAL LIGHTING OUTPUT 560, COLOR TEMPERATURE 4000K, IP44
Exit	WALL MOUNTED EMERGENCY EXIT SIGN WITH 5W LED LAMP, MAINTAINED TYPE, WITH DIRECTIONAL ARROW AS SHOWN ON THE DRAWINGS, IP-20.

SWITCHES

SYMBOL	DESCRIPTION
10A 2 GANG, 1 WAY SWITCH	
GRID SWITCH	

POWER SYSTEM

SYMBOL	DESCRIPTION
13A SINGLE PHASE, ONE GANG UNIVERSAL SOCKET OUTLET IP-20, WALL/CEILING MOUNTED.	
13A SINGLE PHASE, DOUBLE GANG UNIVERSAL SOCKET OUTLET IP-20, WALL/CEILING MOUNTED.	
SINGLE PHASE ISOLATING SWITCH, IP-65 (FOR RATING REFER TO DRAWINGS)	
MAIN DISTRIBUTION BOARD	
SECONDARY DISTRIBUTION BOARD	
CONCRETE MANHOLE 80cm (WIDTH)x80cm LENGTHx100cm(DEPTH) WITH HEAVY DUTY STEEL COVER FOR POWER CABLE.	
EARTH COLLECTING BAR	
30x30x30cm LIGHTNING / EARTHING INSPECTION PIT	

DATA SYSTEM

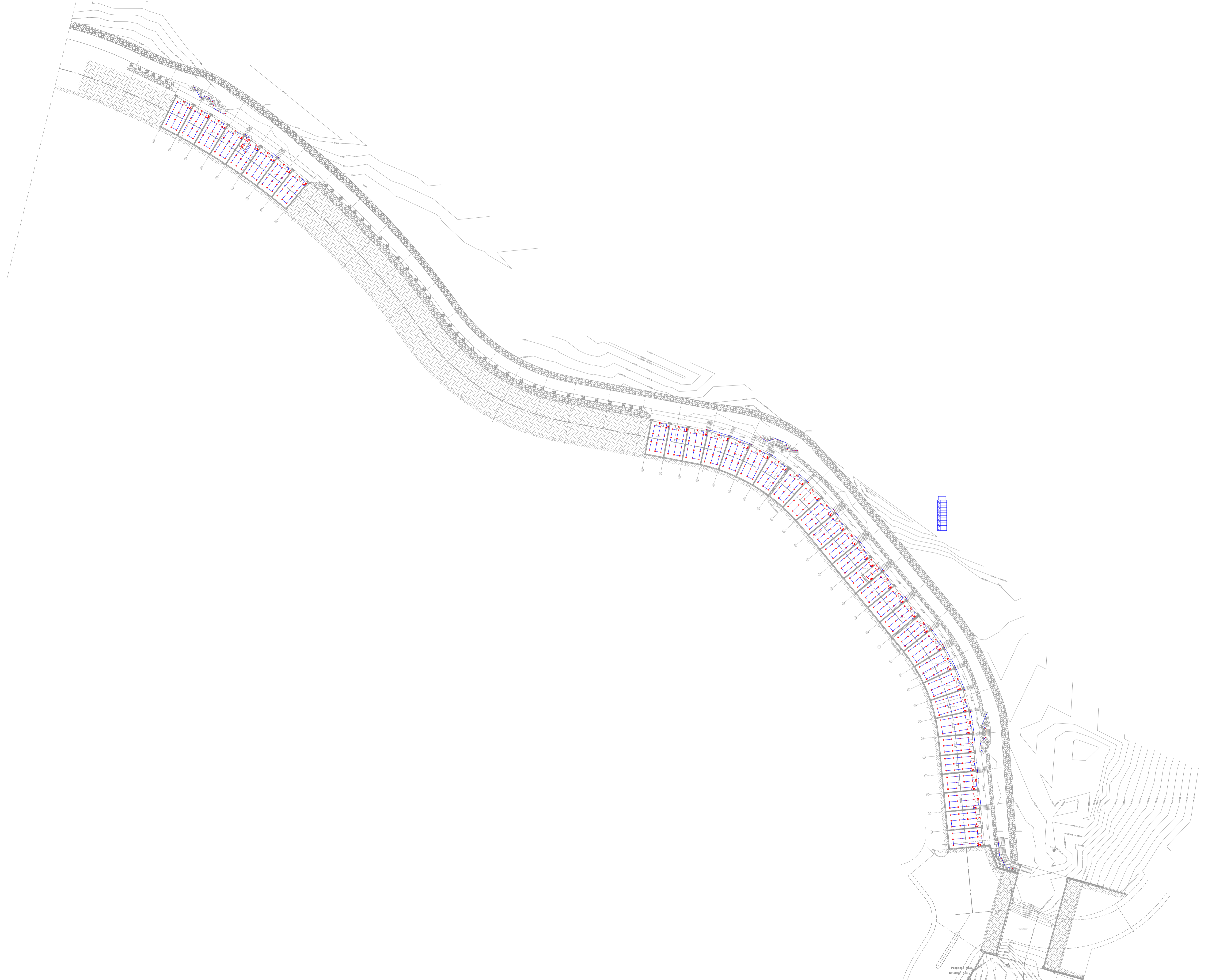
SYMBOL	DESCRIPTION
DOUBLE GANG DATA OUTLET, RJ45	

CCTV SYSTEM

SYMBOL	DESCRIPTION
IP WALL MOUNTED OUTDOOR CAMERA, IR, BULLET TYPE, RESOLUTION (3.0 M.P.).	
NETWORK VIDEO RECORDER	

TELEPHONE SYSTEM

SYMBOL	DESCRIPTION
TELEPHONE OUTLET FOR DESK TYPE TELEPHONE SET, RJ45	
TELEPHONE JUNCTION BOX	
MAIN TELEPHONE JUNCTION BOX	
INTERMEDIATE DISTRIBUTION FRAME	



KHAMMASH ARCHITECTS

P.O. Box 521474, Amman - 11152, Jordan, Tel: +962 6 5695154, Fax: +962 6 5622386
E-mail: info@khammash.com

CLIENT

00000000000

PROJECT

ADDRESS
0000000, JORDAN

STATUS

TENDER

Copyright 2019 - Khammash Architects.

This document is and at all times remains the EXCLUSIVE PROPERTY OF KHAMMASH ARCHITECTS. ALL MEASUREMENTS MUST BE CHECKED BY THE CONTRACTOR ON SITE BEFORE THE COMMENCEMENT OF ANY WORKS.

NOTES

تم التصميم حسب الكوادر المعتمدة
بموجب التعليمات الفنية المسارية

A 05.05.15 AMENDMENT

DA

DRAWN
ENG.F.ALHUR

CHECKED

APPROVED

ENG.R.AYASH

CHECKED

NORTH

SCALE

1:500 A1

DRAWING TITLE

GROUND FLOOR PLAN - FROM 0+000 TO 0+360 LIGHTING SYSTEM LAYOUT OVERALL

SHEET NUMBER

E1001-LITE-GFL-R00

ISSUE DATE
NOVEMBER 2020

ISSUE DATE | AMENDMENT

CHECKED | ISSUE DATE | AMENDMENT

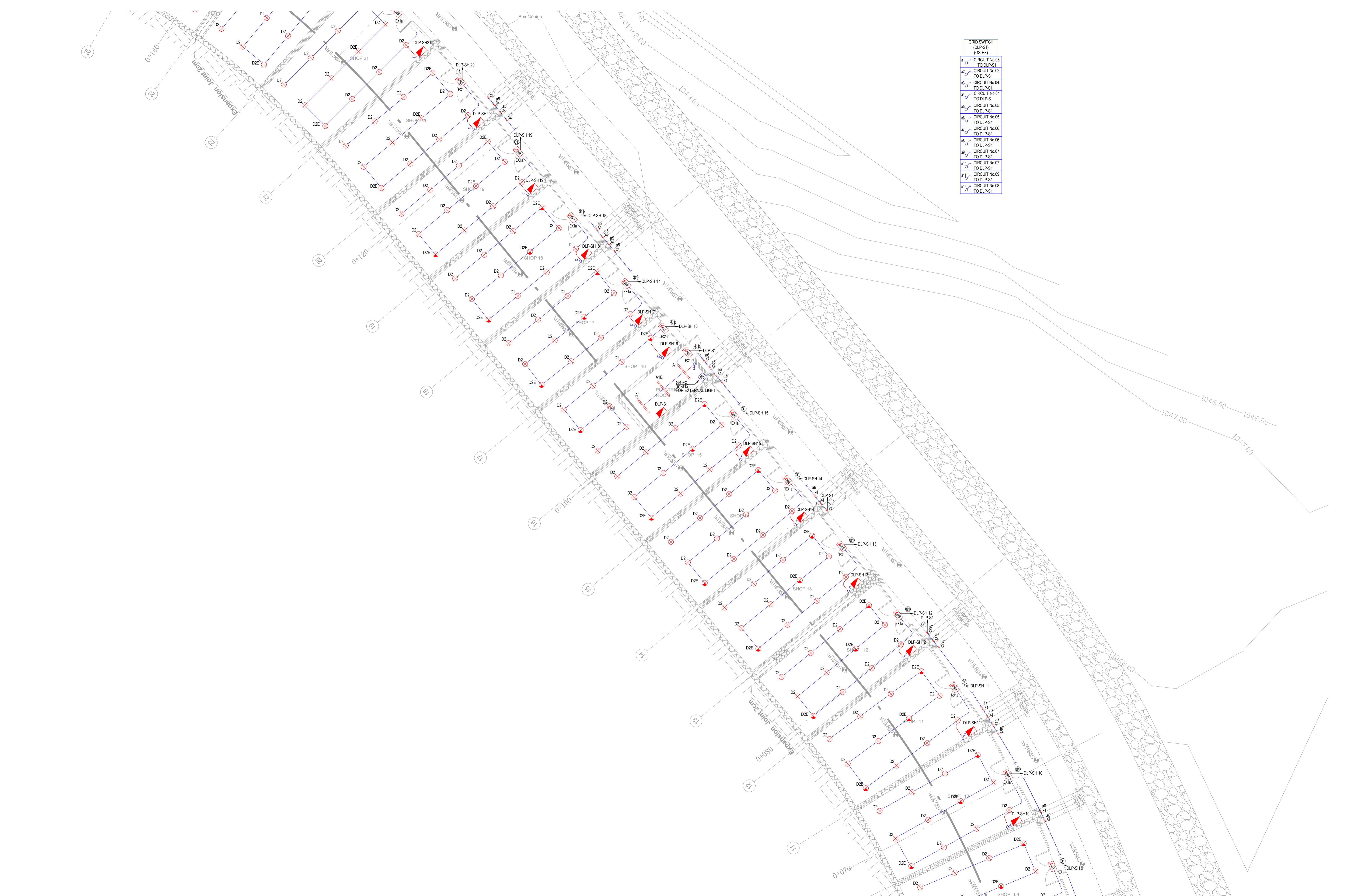
CHECKED



تم التصميم حسب الكودات المعمارية بموجب التعليمات الفنية المسارية

ISSUE/DATE	AMENDMENT	CHECKED	ISSUE/DATE	AMENDMENT
A	05.05.15 AMENDMENT		DA	





GRID SWITCH (DLP-S1) (GS-EX)	
a1	CIRCUIT No.03 TO DLP-S1
a2	CIRCUIT No.02 TO DLP-S1
a3	CIRCUIT No.04 TO DLP-S1
a4	CIRCUIT No.04 TO DLP-S1
a5	CIRCUIT No.05 TO DLP-S1
a6	CIRCUIT No.05 TO DLP-S1
a7	CIRCUIT No.06 TO DLP-S1
a8	CIRCUIT No.06 TO DLP-S1
a9	CIRCUIT No.07 TO DLP-S1
a10	CIRCUIT No.07 TO DLP-S1
a11	CIRCUIT No.09 TO DLP-S1
a12	CIRCUIT No.08 TO DLP-S1

تم التصميم حسب الكودات المعمدة بموجب التعليمات الفنية المسارية

KHAMMASH ARCHITECTS
 P.O. Box 52424, Amman - 11182, Jordan, Tel: +962 6 5685154, Fax: +962 6 5622386
 Email: info@khammash.com

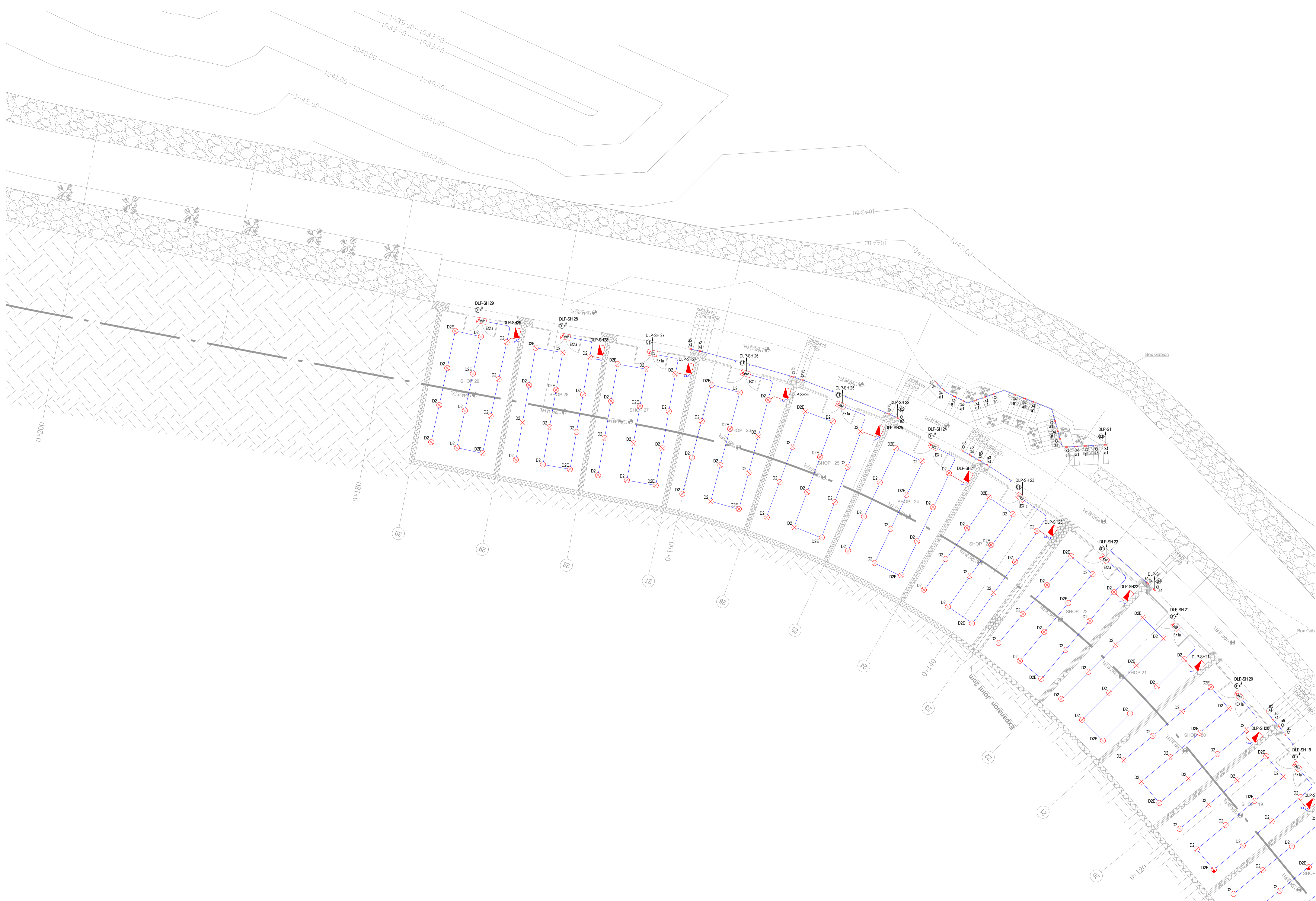
CLIENT: 0000000000
 ADDRESS: 0000000, JORDAN
 PROJECT: 0000000, JORDAN

STATUS: TENDER
 Copyright 2019 - Khammash Architects.
 This drawing is used AT ALL TIMES remains the EXCLUSIVE PROPERTY OF KHAMMASH ARCHITECTS. ALL MEASUREMENTS MUST BE CHECKED BY THE CONTRACTOR ON SITE BEFORE THE COMMENCEMENT OF ANY WORKS.

NOTES:

ISSUE/DATE	AMENDMENT	CHECKED	ISSUE/DATE	AMENDMENT
A	05.05.15 AMENDMENT	DA		

DRAWN: ENGR.F.ALHUR
 CHECKED: ENGR.A.YYASH
 SCALE: 1:100
 DRAWING TITLE: GROUND FLOOR PLAN - FROM 0+070 TO 0+120 LIGHTING SYSTEM LAYOUT PART.3
 SHEET NUMBER: E1004-LITE-GFL-ROO
 ISSUE DATE: NOVEMBER 2020



KHAMMASH ARCHITECTS

P.O. Box 22424, Amman - 11182, Jordan, Tel: +962 6 5685154, Fax: +962 6 5622386
E-mail: info@khammash.com

CLIENT
0000000000

PROJECT
ADDRESS
0000000, JORDAN

STATUS
TENDER

Copyright 2019 - Khammash Architects.
This drawing is made at all times remains the EXCLUSIVE PROPERTY OF KHAMMASH ARCHITECTS. ALL MEASUREMENTS MUST BE CHECKED BY THE CONTRACTOR ON SITE BEFORE THE COMMENCEMENT OF ANY WORKS.

NOTES

تم التصميم حسب الكودات المعمدة بموجب التعليمات الفنية المسارية

A 05.05.15 AMENDMENT

DA

ISSUE/DATE AMENDMENT

CHECKED APPROVED

DRAWN NORTH

ENG.F.ALHUR

CHECKED APPROVED

ENG.R.AYASH

SCALE 1:100 A1

E1005-LITE-GFL-R00

CHECKED

CHECKED


DRAWING TITLE


GROUND FLOOR PLAN - FROM 0+120TO 0+200 LIGHTING SYSTEM LAYOUT PART 4

SHEET NUMBER

ISSUE / DATE

NOVEMBER 2020





KHAMMASH ARCHITECTS

P.O. Box 521474, Amman - 11182, Jordan, Tel: +962 6 5685154, Fax: +962 6 5622386
E-mail: info@khammash.com

CLIENT
00000000000

PROJECT
ADDRESS
0000000, JORDAN

STATUS
TENDER

Copyright 2019 - Khammash Architects.
This document is and at all times remains the EXCLUSIVE PROPERTY OF KHAMMASH ARCHITECTS. ALL AMENDMENTS MUST BE CHECKED BY THE CONTRACTOR ON SITE BEFORE THE COMMENCEMENT OF ANY WORKS.

NOTES

تم التصميم حسب الكودات المعتمدة بموجب التعليمات الفنية المسارية


ISSUE/DATE	AMENDMENT	CHECKED	ISSUE/DATE	AMENDMENT
A	05.05.15 AMENDMENT	DA		

DRAWN
ENG.F.ALHUR
CHECKED
ENG.R.AYYASH
APPROVED

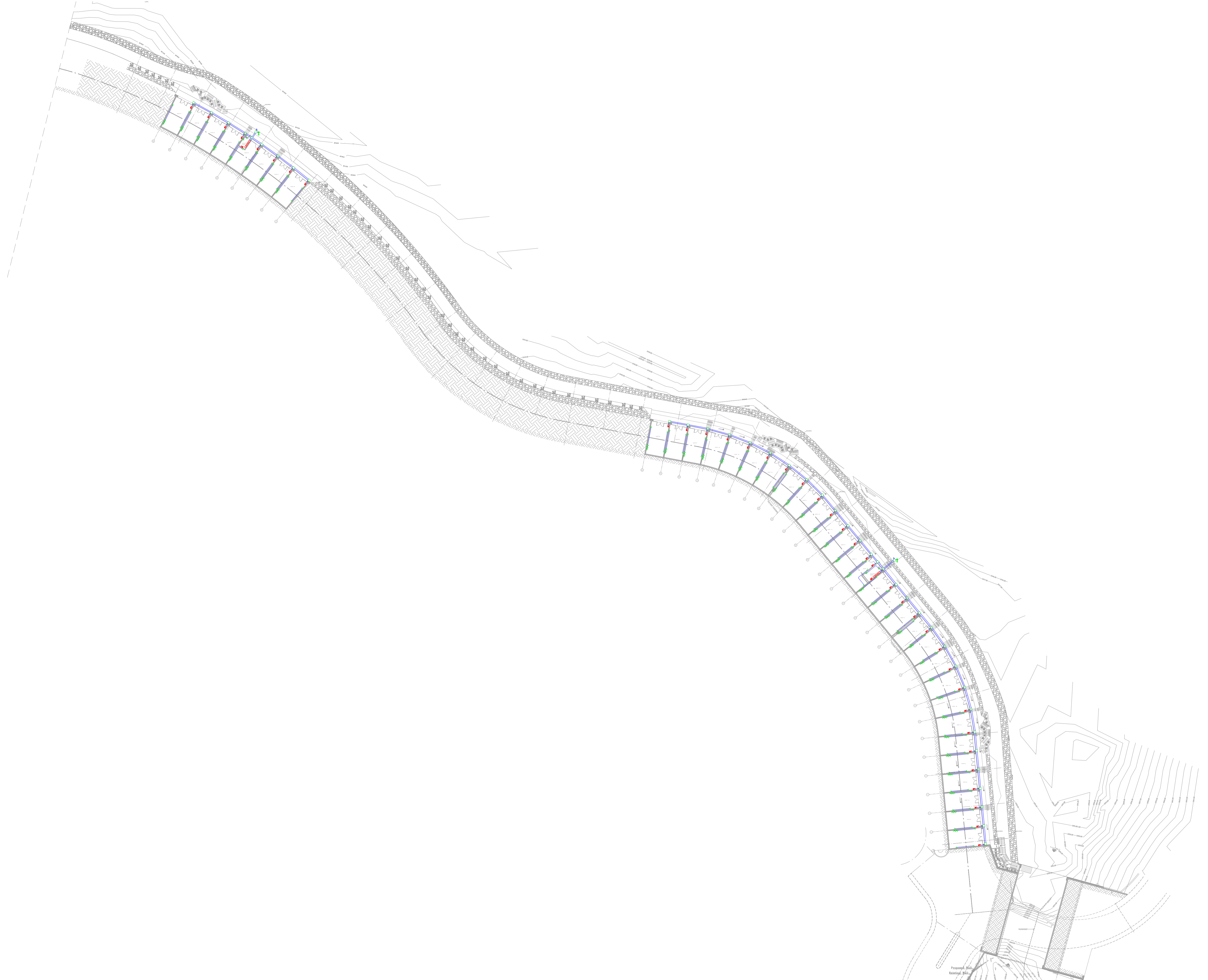
NORTH
SCALE
1:100
A1

DRAWING TITLE
GROUND FLOOR PLAN - FROM 0+260 TO 0+320 LIGHTING SYSTEM LAYOUT PART 6
SHEET NUMBER
ISSUE / DATE
NOVEMBER 2020

E1007-LITE-GFL-ROO



تم التصميم حسب الكودات المعمدة بموجب التعليمات الفنية المسارية



KHAMMASH ARCHITECTS

P.O. Box 521474, Amman - 11152, Jordan, Tel: +962 6 5685154, Fax: +962 6 5622386
E-mail: info@khammash.com

CLIENT

00000000000

PROJECT

ADDRESS
0000000, JORDAN

STATUS

TENDER

Copyright 2019 - Khammash Architects.

This document is and at all times remains the EXCLUSIVE PROPERTY of KHAMMASH ARCHITECTS. ALL MEASUREMENTS MUST BE CHECKED BY THE CONTRACTOR ON SITE BEFORE THE COMMENCEMENT OF ANY WORKS.

NOTES

تم التصميم حسب الكوادر المعتمدة
بموجب التعليمات الفنية المسارية

A 05.05.15 AMENDMENT

DA

DRAWN

ENG.F.ALHUR

CHECKED

NORTH

SCALE

1:500 A1

DRAWING TITLE

GROUND FLOOR PLAN - FROM 0+000 TO 0+360 POWER SYSTEM LAYOUT OVERALL

SHEET NUMBER

ISSUE DATE

ENG.R.AYYASH

APPROVED

E2001-POWR-GFL-R00 NOVEMBER 2020

ISSUE DATE

AMENDMENT

CHECKED

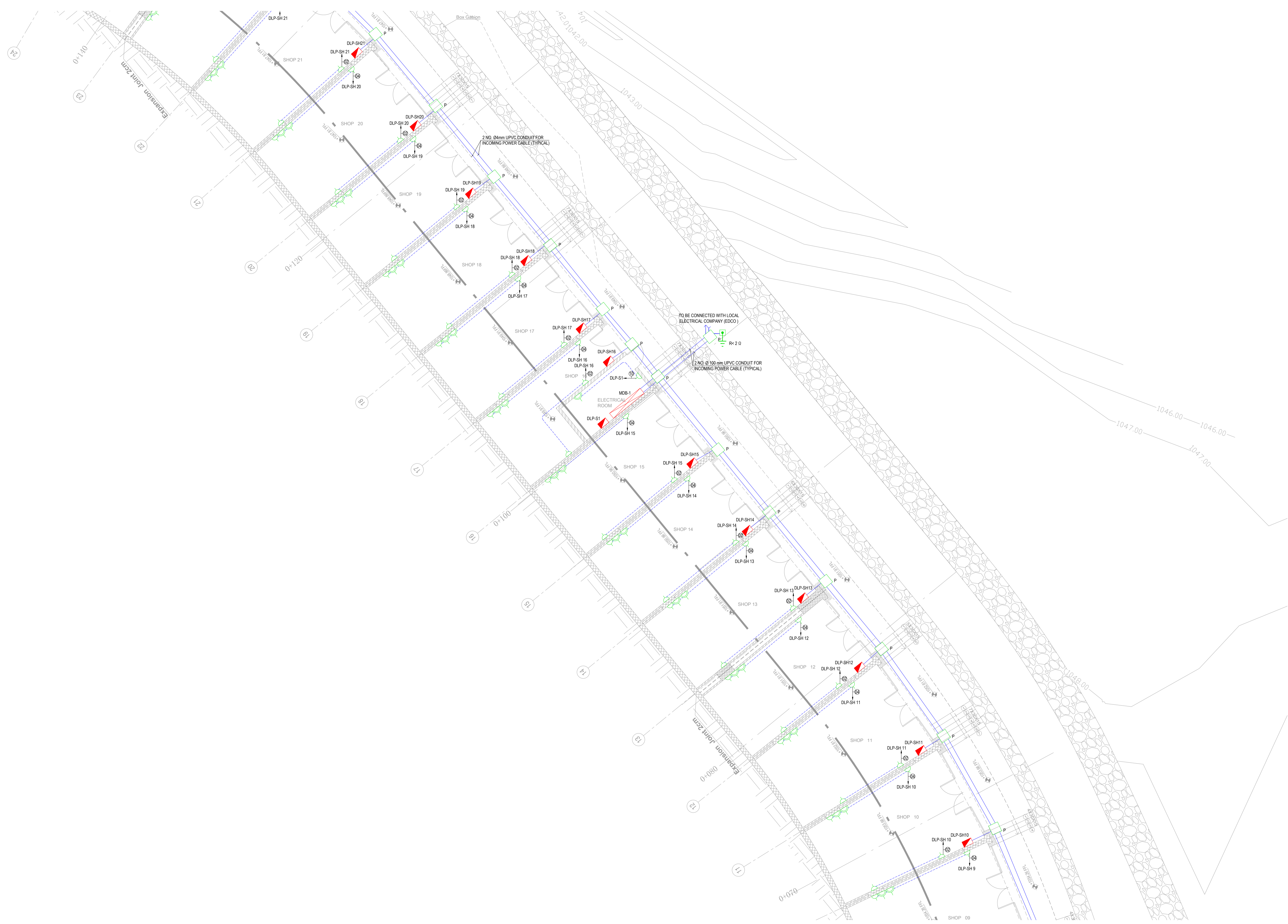
ISSUE DATE

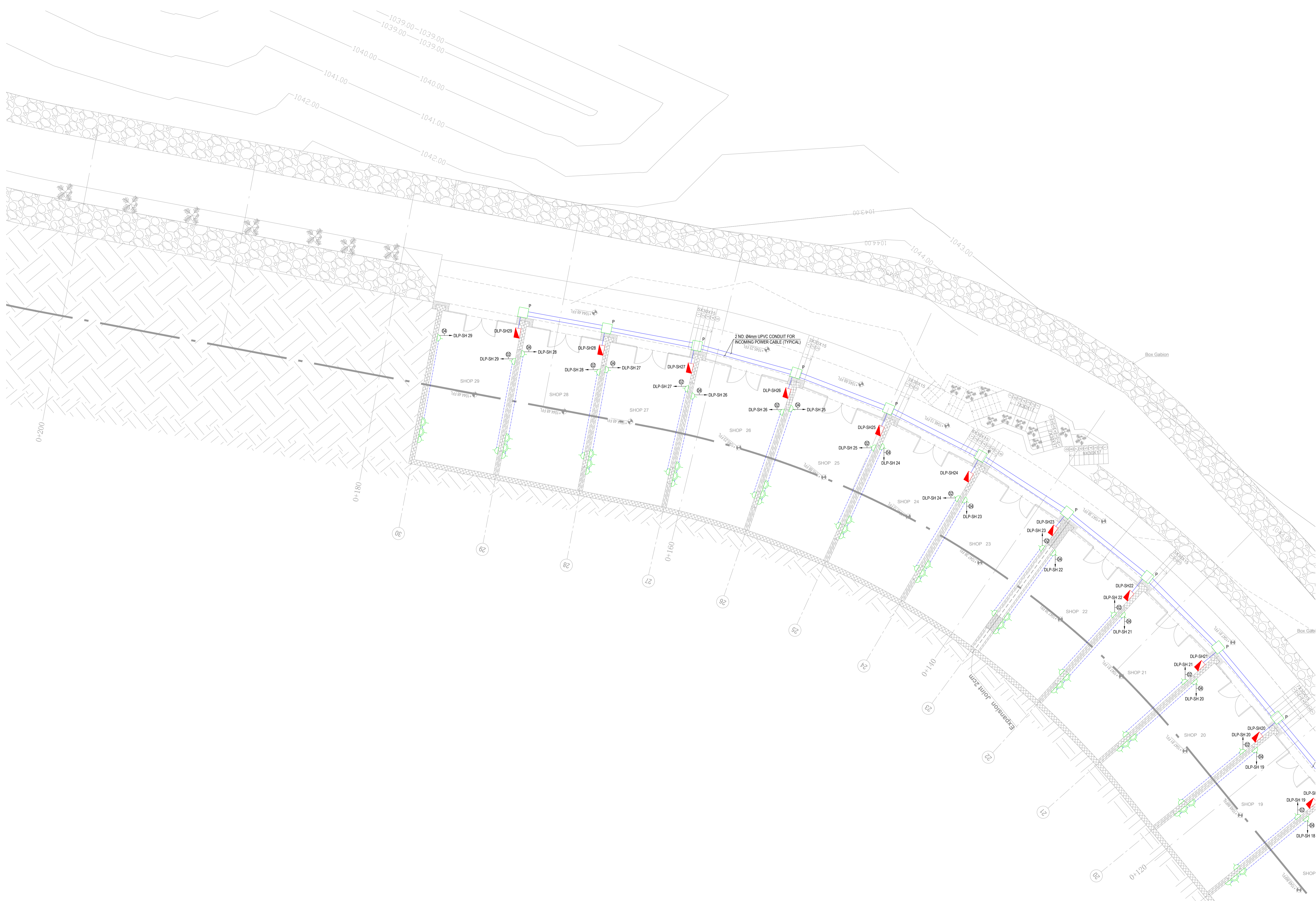
AMENDMENT

CHECKED









KHAMMASH ARCHITECTS

P.O. Box 92474, Amman - 11192, Jordan, Tel: +962 6 5685154, Fax: +962 6 5622386
E-mail: info@khammash.com

CLIENT
00000000000

P.O. Box 7893, Amman 11118, Jordan | T: +962 6 5095651 | F: +962 6 4609619 | W: www.haf.com

PROJECT
ADDRESS
0000000, JORDAN

STATUS
TENDER
Copyright 2019 - Khammash Architects.

NOTES
This drawing is used AT ALL TIMES remains the EXCLUSIVE PROPERTY OF KHAMMASH ARCHITECTS. ALL MEASUREMENTS MUST BE CHECKED BY THE CONTRACTOR ON SITE BEFORE THE COMMENCEMENT OF ANY WORKS.

تم التصميم حسب الكودات المعمدة بموجب التعليمات الفنية المسارية

ISSUE/DATE	AMENDMENT	CHECKED	ISSUE/DATE	AMENDMENT
A	05.05.15 AMENDMENT	DA		

DRAWN
ENG. F. ALHUR

CHECKED
ENG. R. AYASH


APPROVED

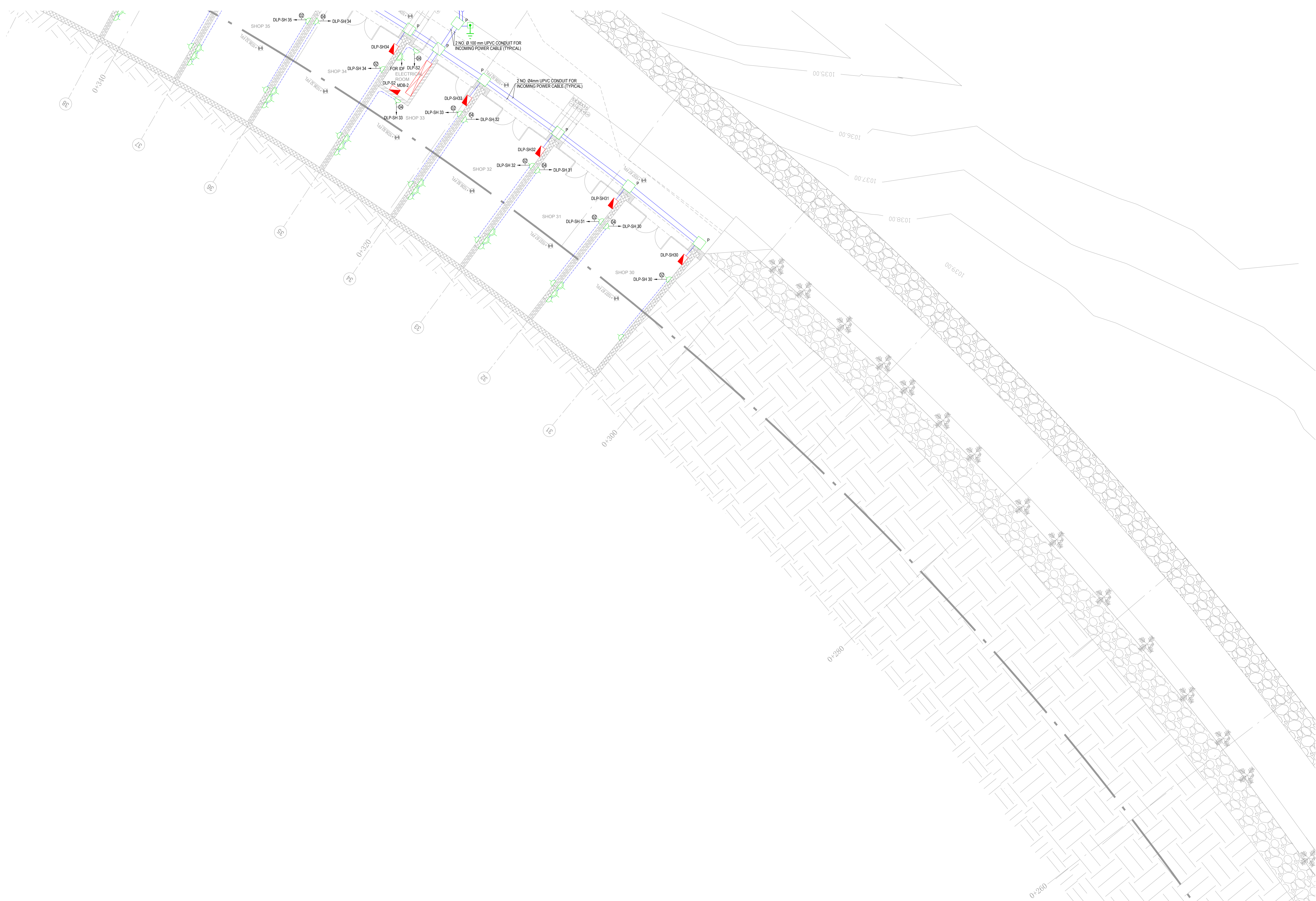
DRAWING TITLE
GROUND FLOOR PLAN - FROM 0+120 TO 0+200 POWER SYSTEM LAYOUT PART 4

SCALE
1:100 A1

DATE
NOVEMBER 2020

PROJECT: E2005-POWER-GFL-R00





KHAMMASH ARCHITECTS

P.O. Box 521474, Amman - 11152, Jordan, Tel: +962 6 5685154, Fax: +962 6 5622386
E-mail: info@khammash.com

CLIENT
00000000000

PROJECT
ADDRESS
0000000, JORDAN

STATUS
TENDER
Copyright 2019 - Khammash Architects.

This drawing is and at all times remains the exclusive property of Khammash Architects. All measurements must be checked by the contractor on site before the commencement of any works.

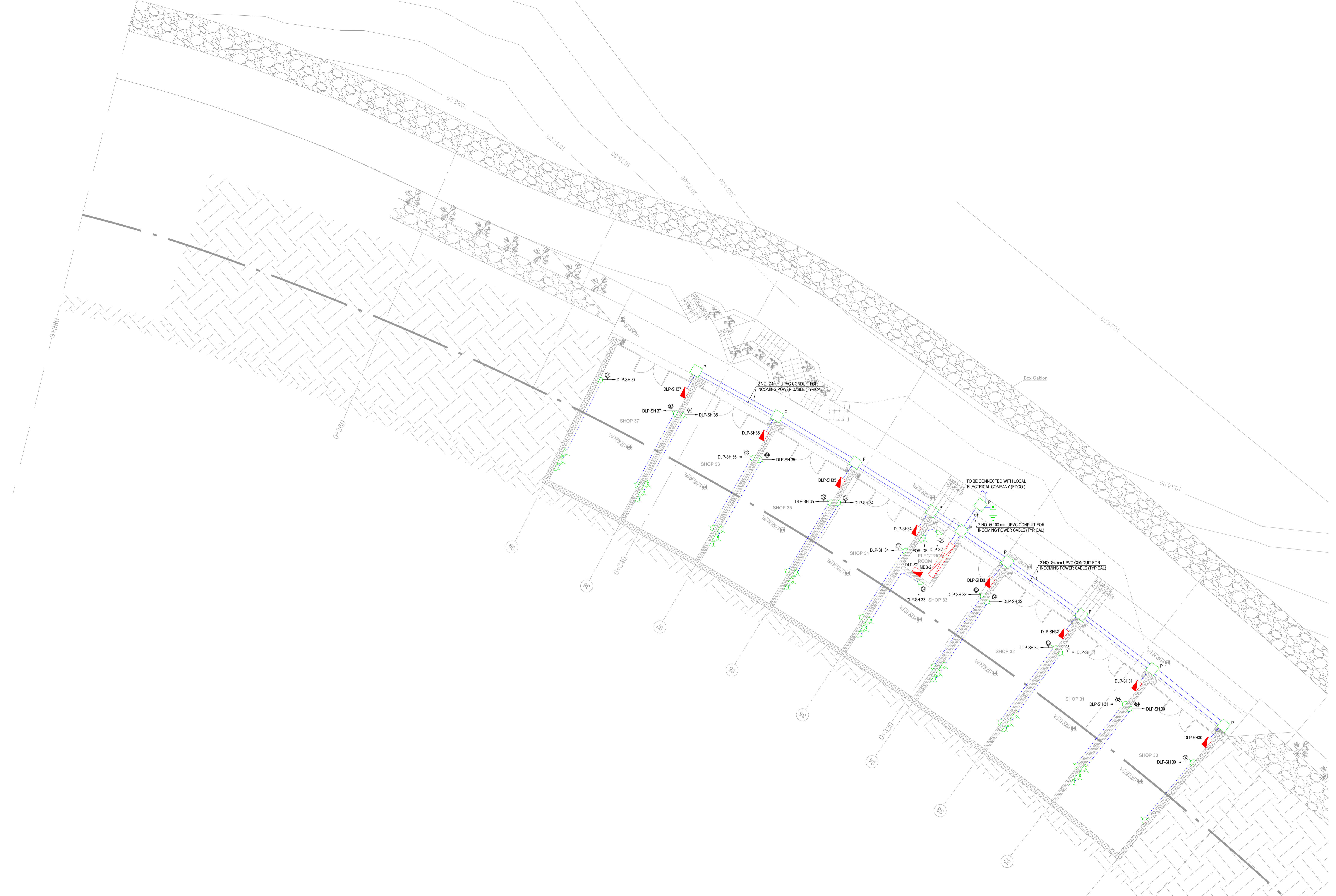
NOTES

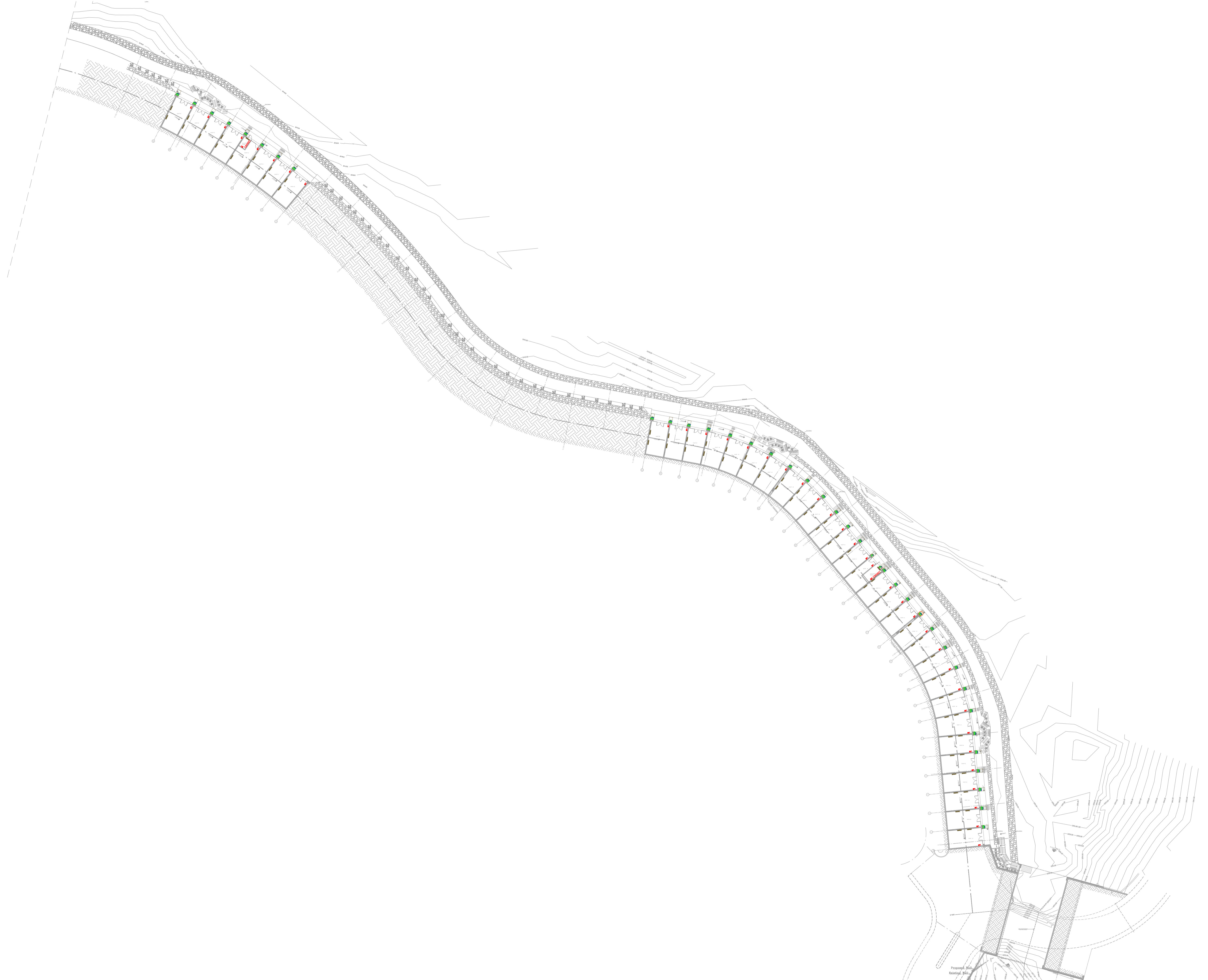
تم التصميم حسب الكودات المعمدة بموجب التعليمات الفنية المسارية

ISSUE/DATE	AMENDMENT	CHECKED	ISSUE/DATE	AMENDMENT
A	05.05.15 AMENDMENT	DA		

DRAWN BY: ENG.F.ALHUR
CHECKED BY: ENG.R.AYYASH
APPROVED BY: [Signature]
SCALE: 1:100
A1

DRAWING TITLE: GROUND FLOOR PLAN - FROM 0+260 TO 0+320 POWER SYSTEM LAYOUT PART 6
SHEET NUMBER: E2007-POWR-GFL-R00
ISSUE DATE: NOVEMBER 2020





KHAMMASH ARCHITECTS

P.O. Box 521474, Amman - 11152, Jordan. Tel: +962 8 5685154. Fax: +962 8 5622388
E-mail: info@khammash.com

CLIENT

00000000000

PROJECT

ADDRESS
0000000, JORDAN

STATUS

TENDER

Copyright 2019 - Khammash Architects.

This document is and at all times remains the EXCLUSIVE PROPERTY OF KHAMMASH ARCHITECTS. ALL MEASUREMENTS MUST BE CHECKED BY THE CONTRACTOR ON SITE BEFORE THE COMMENCEMENT OF ANY WORKS.

NOTES

تم التصميم حسب الكويزات المعتمدة
بموجب التعليمات الفنية المسارية

A 05.05.15 AMENDMENT

DA

ISSUE/DATE | AMENDMENT

| CHECKED | ISSUE/DATE | AMENDMENT

DRAWN

ENG.F.ALHUR

CHECKED

ENG.R.AYYASH

NORTH

1:500

APPROVED

[Signature]

SCALE

1:500

AI

E2101-PMCH-GFL-R00

DRAWING TITLE

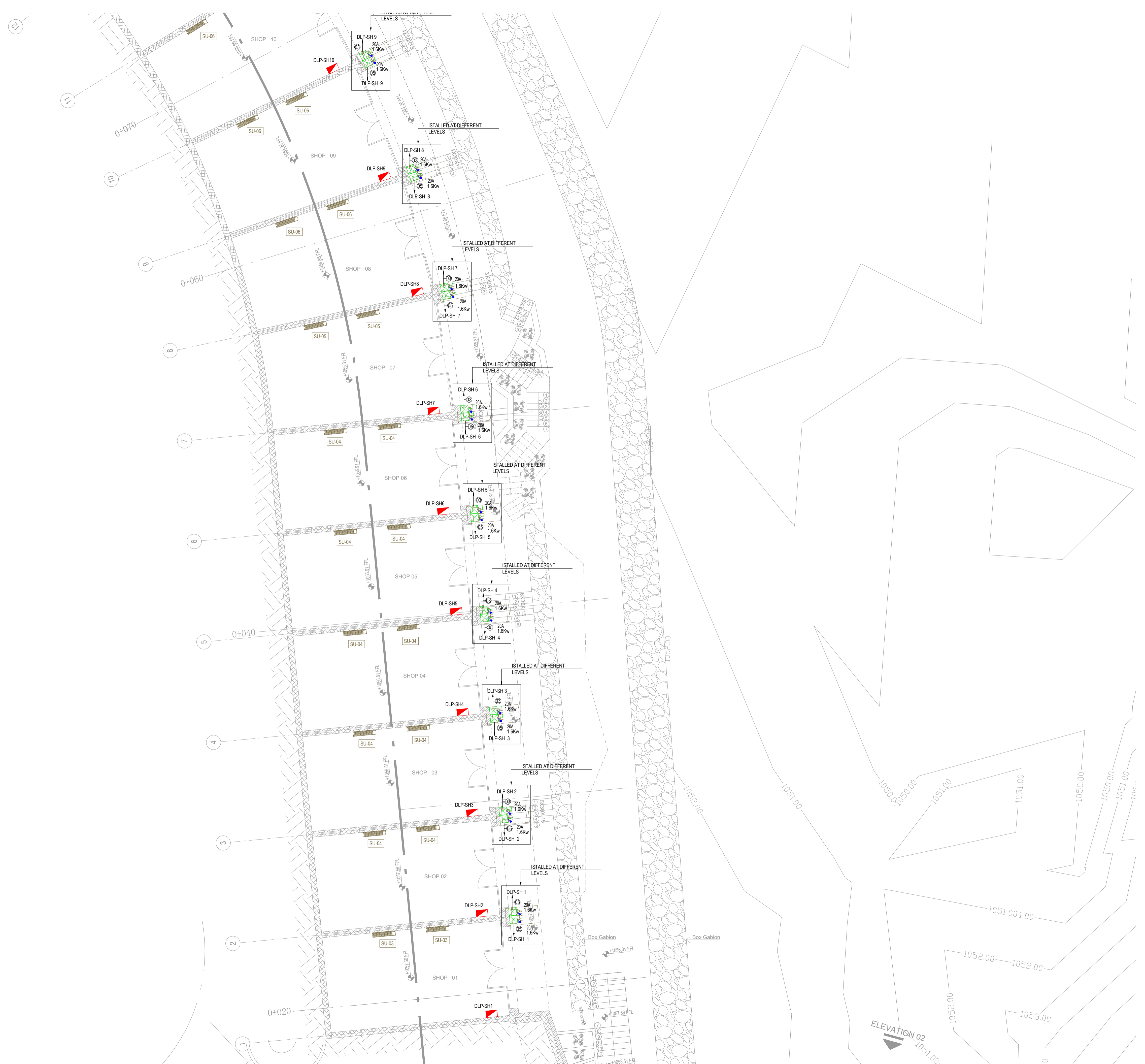
GROUND FLOOR PLAN - FROM 0+000 TO 0+360 POWER

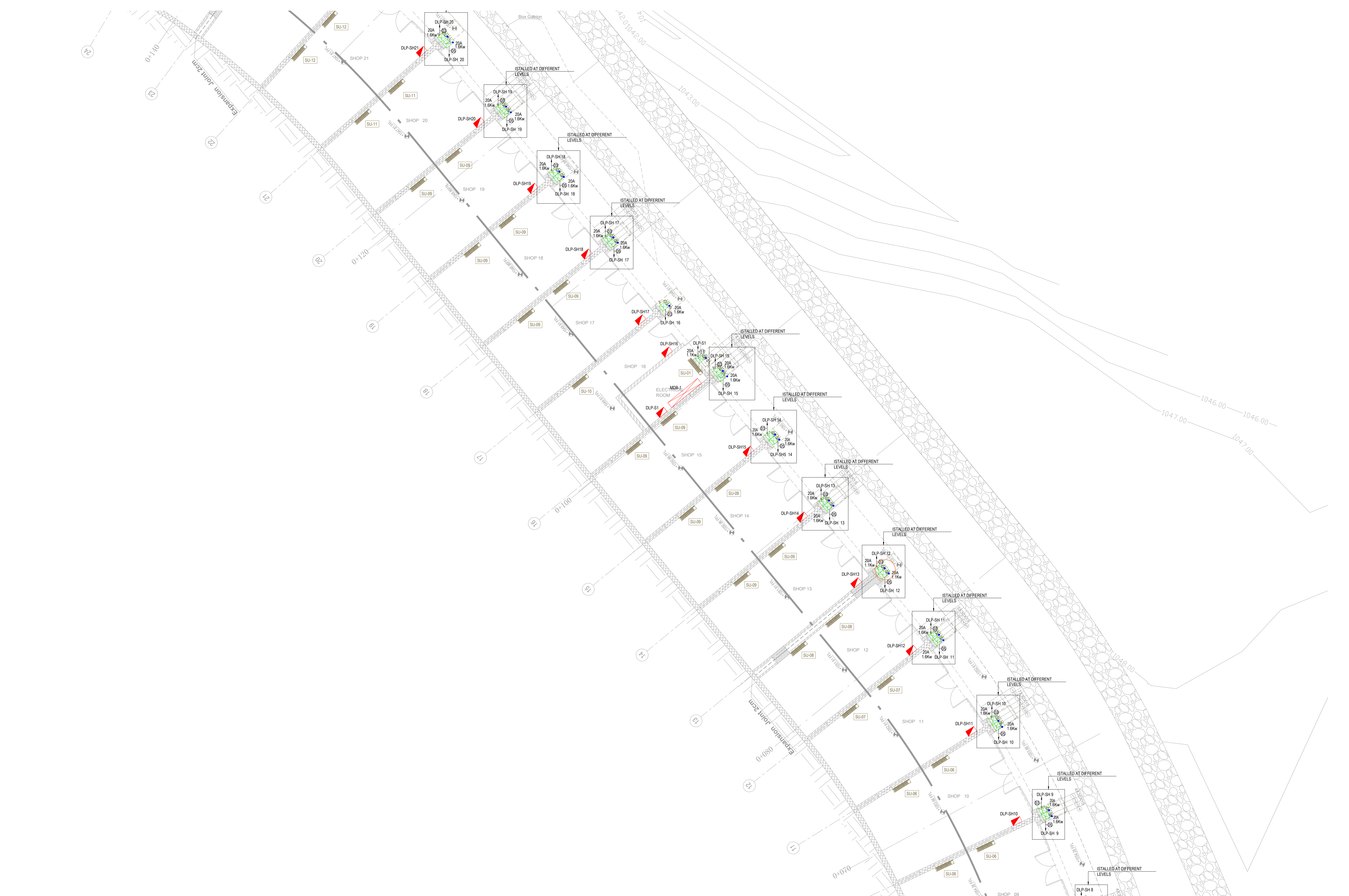
FOR MECHANICAL SYSTEM LAYOUT OVERALL

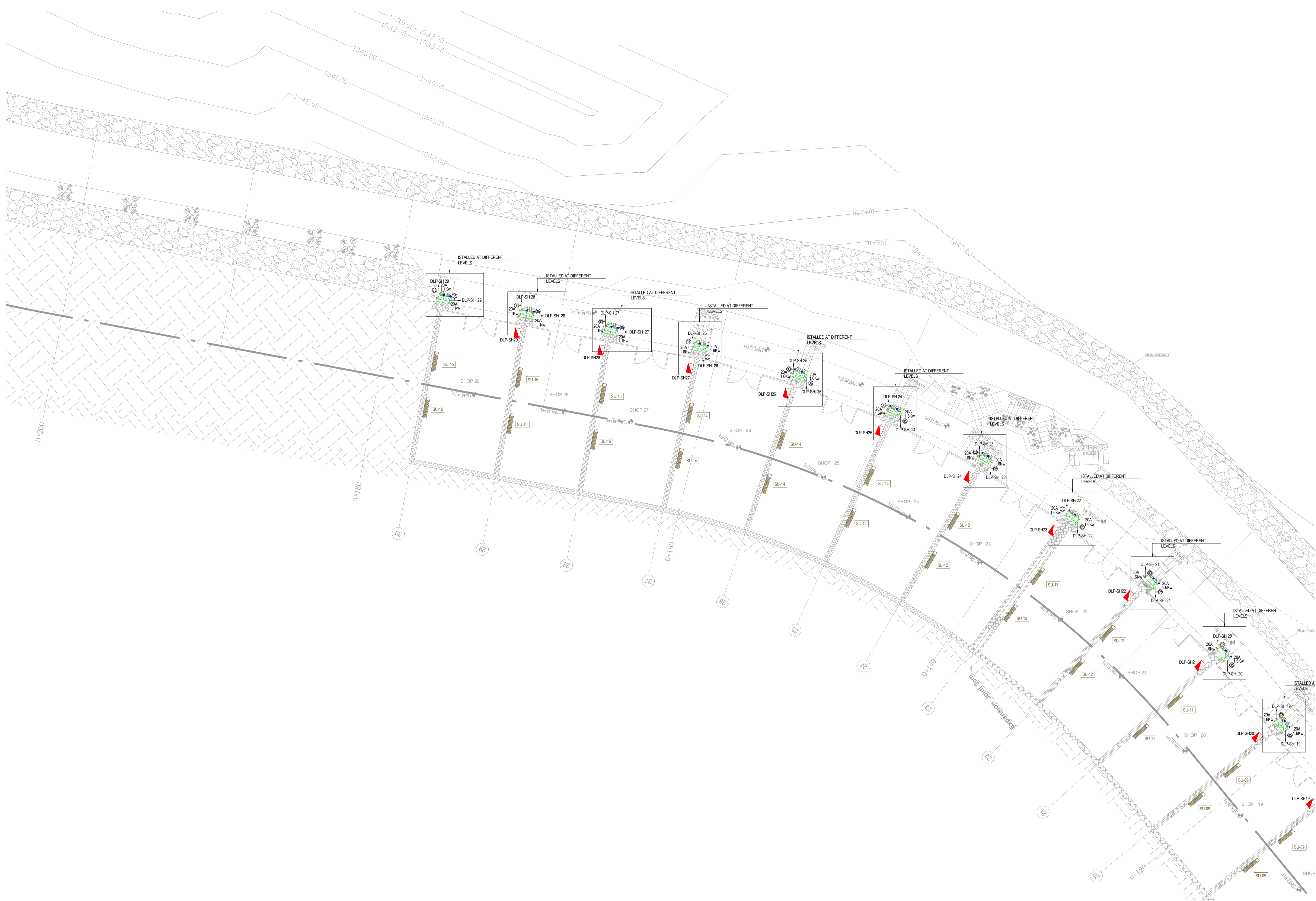
SHEET NUMBER | ISSUE | DATE

NOVEMBER 2020









KHAMMASH ARCHITECTS

P.O. Box 521474, Amman - 11182, Jordan, Tel: +962 6 5685154, Fax: +962 6 5622386
E-mail: info@khammash.com

CLIENT
00000000000

P.O. Box 7883, Amman 11118, Jordan | T: +962 6 5095551 | F: +962 6 4605059 | W: www.haf.com

PROJECT
ADDRESS
0000000, JORDAN

STATUS
TENDER
Copyright 2019 - Khammash Architects.

This drawing is made at all times remains the EXCLUSIVE PROPERTY OF KHAMMASH ARCHITECTS. ALL MEASUREMENTS MUST BE CHECKED BY THE CONTRACTOR ON SITE BEFORE THE COMMENCEMENT OF ANY WORKS.


NOTES

تم التصميم حسب الكودات المعمدة بموجب التعليمات الفنية المسارية

ISSUE/DATE	AMENDMENT	CHECKED	ISSUE/DATE	AMENDMENT
A	05.05.15 AMENDMENT	DA		

DRAWN	NORTH	SCALE	DRAWING TITLE
ENG.F.ALHUR		1:100	GROUND FLOOR PLAN - FROM 0+120TO 0+200 POWER FOR MECHANICAL SYSTEM LAYOUT PART 4
ENG.A.YYASH			

CHECKED	APPROVED	SHEET NUMBER	ISSUE DATE
ENG.A.YYASH		E2105-PMCH-GFL-R00	NOVEMBER 2020



KHAMMASH ARCHITECTS

P.O. Box 521474, Amman - 11182, Jordan, Tel: +962 6 5685154, Fax: +962 6 5622386
E-mail: info@khammash.com

CLIENT

00000000000

PROJECT

0000000, JORDAN

STATUS

TENDER

Copyright 2019 - Khammash Architects.

This document is and at all times remains the EXCLUSIVE PROPERTY OF KHAMMASH ARCHITECTS. ALL MEASUREMENTS MUST BE CHECKED BY THE CONTRACTOR ON SITE BEFORE THE COMMENCEMENT OF ANY WORKS.

NOTES

تم التصميم حسب الكونادات المعتمدة بموجب التعليمات الفنية المسارية

A 05.05.15 AMENDMENT

DA

DRAWN

NORTH

SCALE

1:100 A1

DRAWING TITLE

GROUND FLOOR PLAN - FROM 0+200TO 0+260

POWER FOR MECHANICAL SYSTEM LAYOUT PART 5

SHEET NUMBER ISSUE DATE

ENG.F.ALHUR

CHECKED

APPROVED

ENG.R.AYASH

CHECKED

E2106-PMCH-GFL-R00

NOVEMBER 2020

ISSUE/DATE

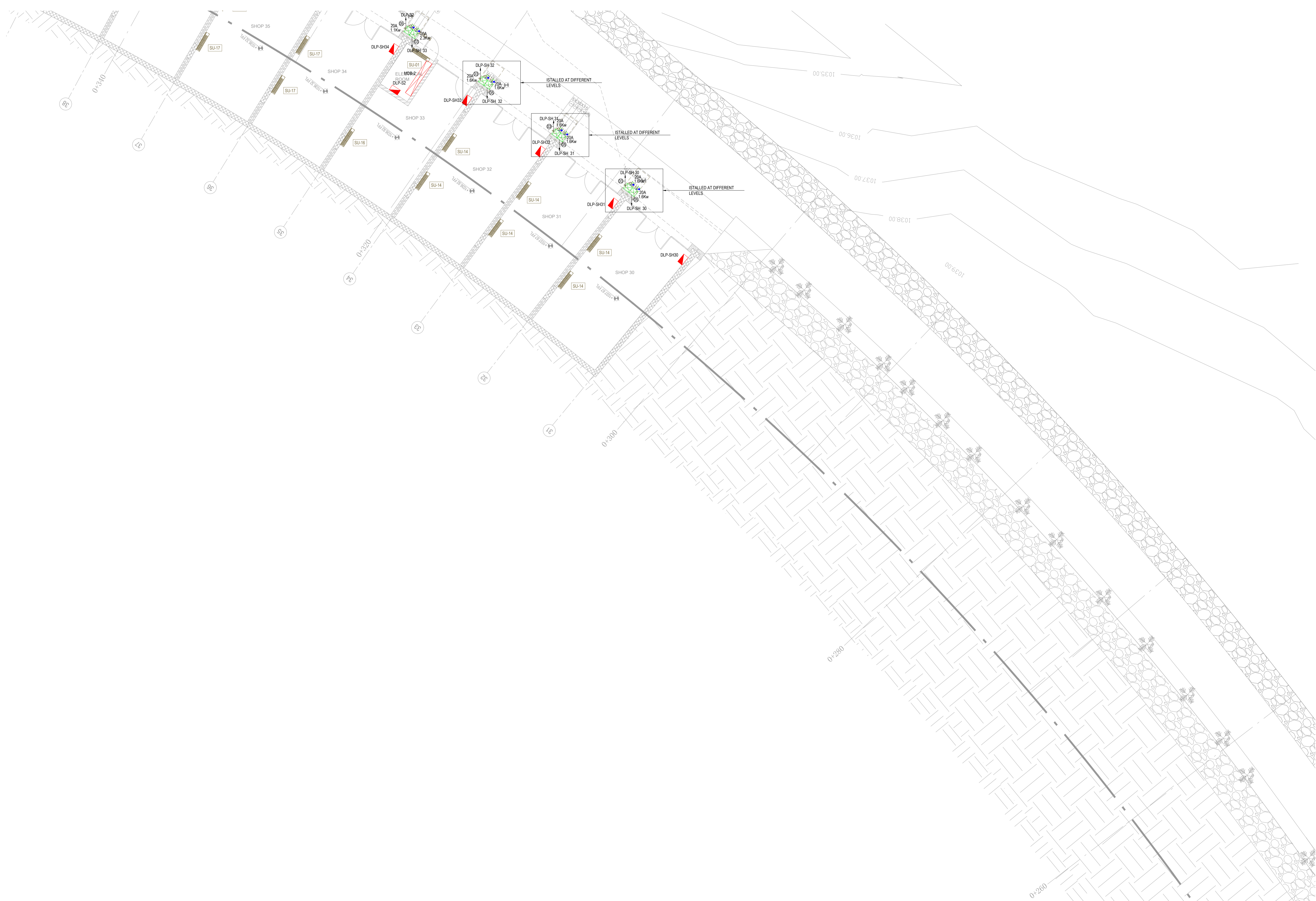
AMENDMENT

CHECKED

ISSUE/DATE

AMENDMENT

CHECKED



KHAMMASH ARCHITECTS

P.O. Box 22424, Amman - 11182, Jordan, Tel: +962 6 5685154, Fax: +962 6 5622386
E-mail: info@khammash.com

CLIENT
00000000000

PROJECT
ADDRESS
0000000, JORDAN

STATUS
TENDER
Copyright 2019 - Khammash Architects.

This document is and at all times remains the EXCLUSIVE PROPERTY OF KHAMMASH ARCHITECTS. ALL MEASUREMENTS MUST BE CHECKED BY THE CONTRACTOR ON SITE BEFORE THE COMMENCEMENT OF ANY WORKS.

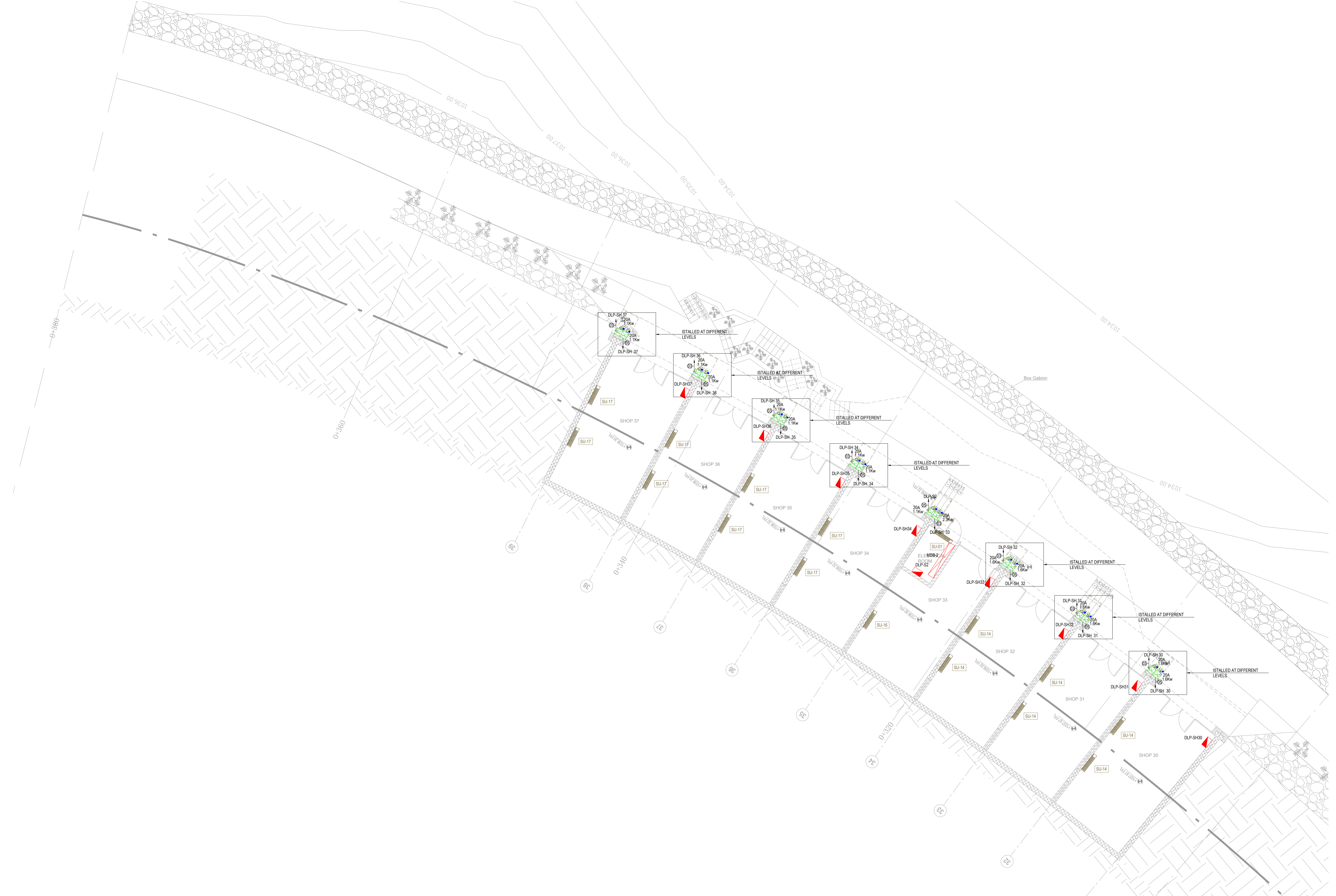
NOTES

تم التصميم حسب الكودات المعتمدة بموجب التعليمات الفنية المسارية

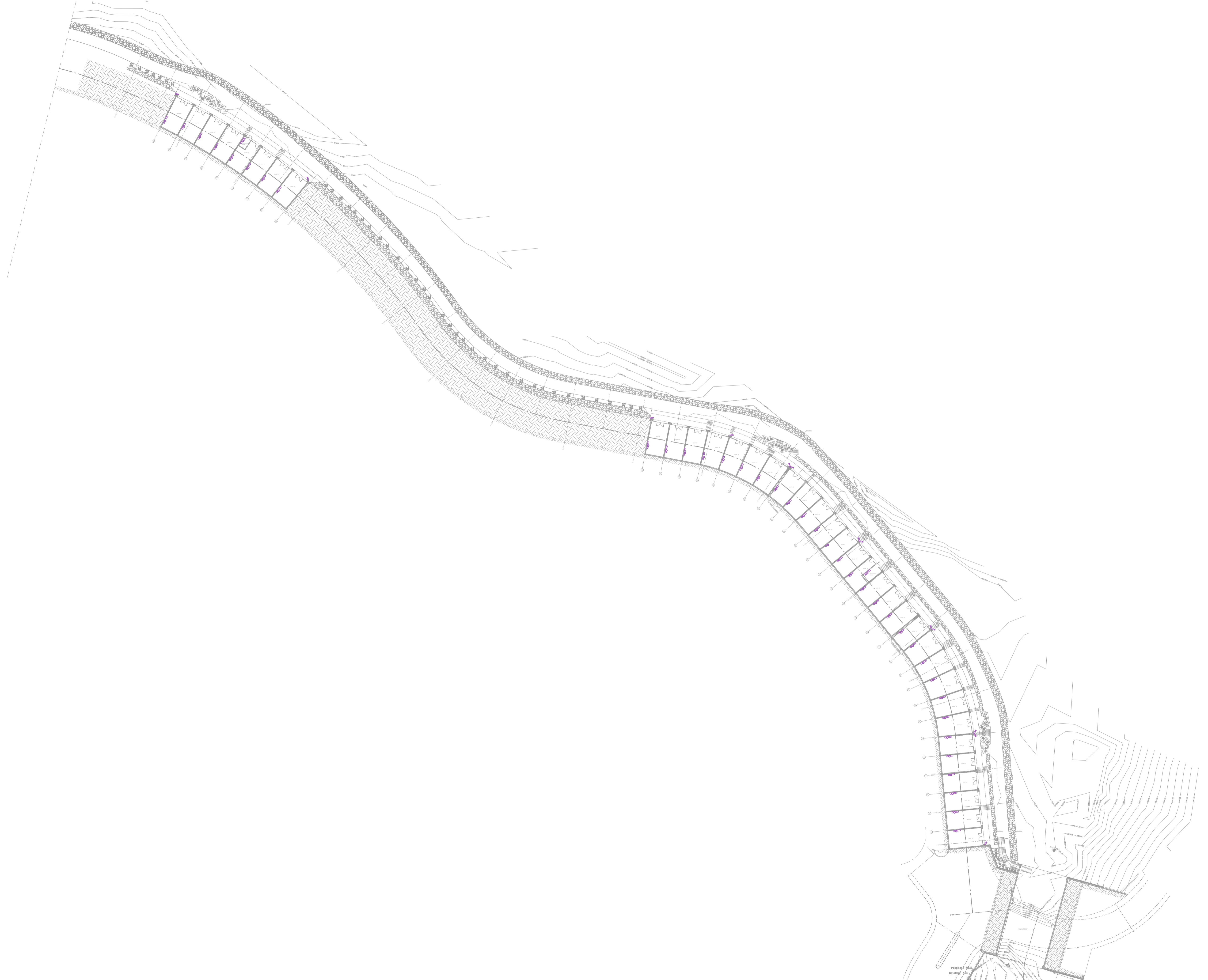
ISSUE/DATE	AMENDMENT	CHECKED	ISSUE/DATE	AMENDMENT
A	05.05.15 AMENDMENT	DA		

DRAWN BY: ENGR. F. ALHUR
CHECKED BY: ENGR. A. YASH
APPROVED BY: [Signature]
SCALE: 1:100 A1
DRAWING TITLE: E2107-PMCH-GFL-ROO

DRAWING TITLE: GROUND FLOOR PLAN - FROM 0+260 TO 0+320
POWER FOR MECHANICAL SYSTEM LAYOUT PART 6
SHEET NUMBER: [Blank]
ISSUE DATE: NOVEMBER 2020



تم التصميم حسب الكودات المعمدة بموجب التعليمات الفنية المسارية



KHAMMASH ARCHITECTS

P.O. Box 521474, Amman - 11152, Jordan. Tel: +962 6 5685154. Fax: +962 6 5622386
E-mail: info@khammash.com

CLIENT

00000000000

PROJECT

0000000, JORDAN

STATUS

TENDER

Copyright 2019 - Khammash Architects.

This document is and at all times remains the EXCLUSIVE PROPERTY OF KHAMMASH ARCHITECTS. ALL MEASUREMENTS MUST BE CHECKED BY THE CONTRACTOR ON SITE BEFORE THE COMMENCEMENT OF ANY WORKS.

NOTES

تم التصميم حسب الكويزات المعتمدة
بموجب التعليمات الفنية المسارية

A 05.05.15 AMENDMENT

DA

ISSUE DATE | AMENDMENT

| CHECKED | ISSUE DATE | AMENDMENT

ENG. F. ALHUR

DRAWN

CHECKED

ENG. R. AYASH

| CHECKED

NORTH

1:500

A1

| APPROVED

SCALE

1:500

A1

| APPROVED

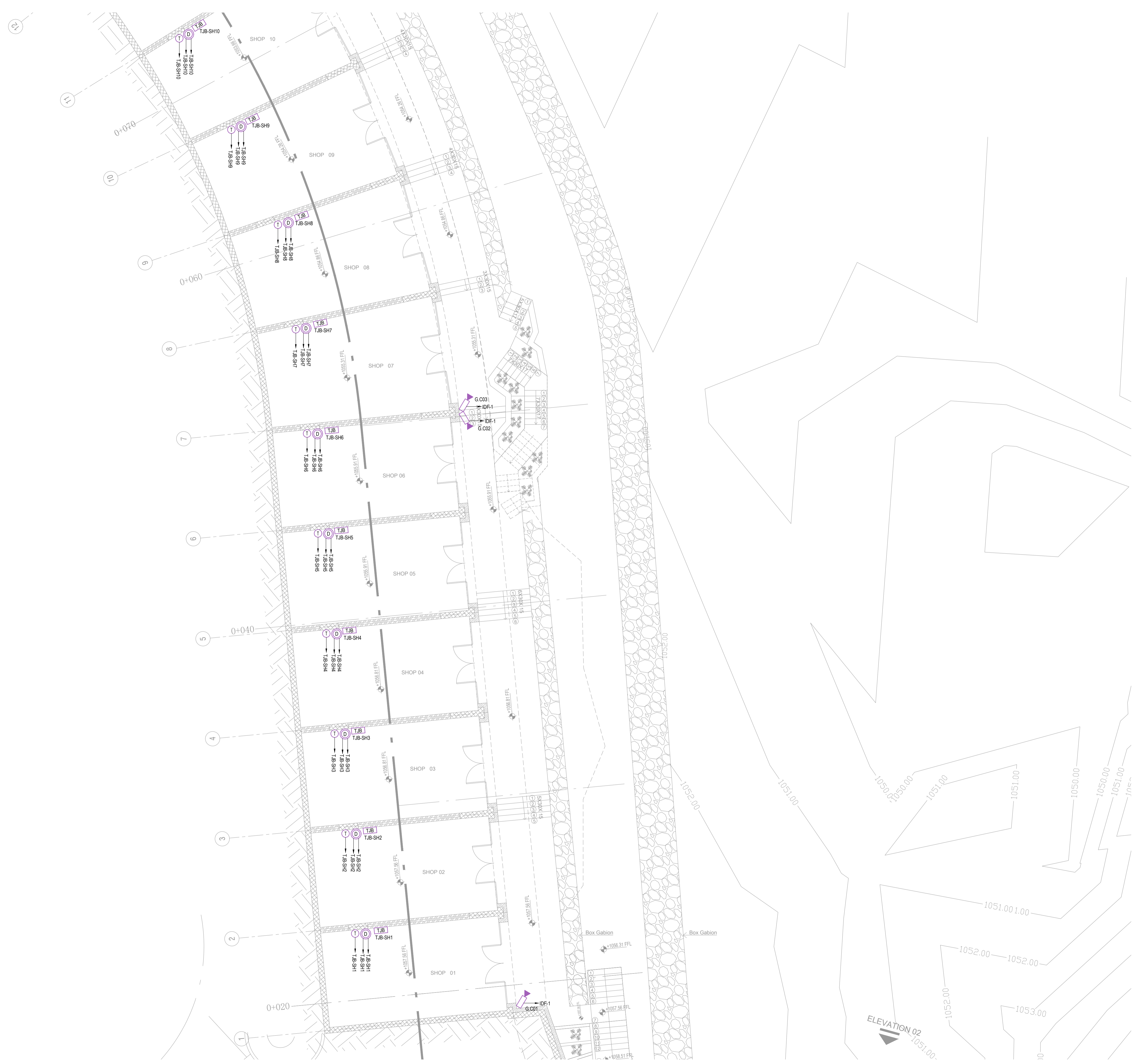
DRAWING TITLE

GROUND FLOOR PLAN - FROM 0+000 TO 0+360

COMMUNICATION SYSTEM LAYOUT OVERALL

SHEET NUMBER | ISSUE DATE

E3001-COMM-GFL-R00 NOVEMBER 2020



KHAMMASH ARCHITECTS

P.O. Box 221474, Amman - 11192, Jordan, Tel: +962 5 5685154, Fax: +962 5 5622386
E-mail: info@khammash.com

CLIENT

00000000000

PROJECT

ADDRESS

0000000, JORDAN

STATUS

TENDER

Copyright 2019 - Khammash Architects.

This drawing is made at ALL TIMES remains the EXCLUSIVE PROPERTY OF KHAMMASH ARCHITECTS. ALL DIMENSIONS MUST BE CHECKED BY THE CONTRACTOR ON SITE BEFORE THE COMMENCEMENT OF ANY WORKS.

NOTES

تم التصميم حسب الكودات المعمدة بموجب التعليمات الفنية المسارية

A 05.05.15 AMENDMENT

DA

ISSUE/DATE AMENDMENT

CHECKED ISSUE/DATE AMENDMENT

DRAWN

ENG.F.ALHUR

CHECKED

ENG.R.AYYASH

NORTH

1:100

A1

E3003-COMM-GFL-R00

CHECKED

SCALE

1:100

A1

E3003-COMM-GFL-R00

CHECKED

DRAWING TITLE

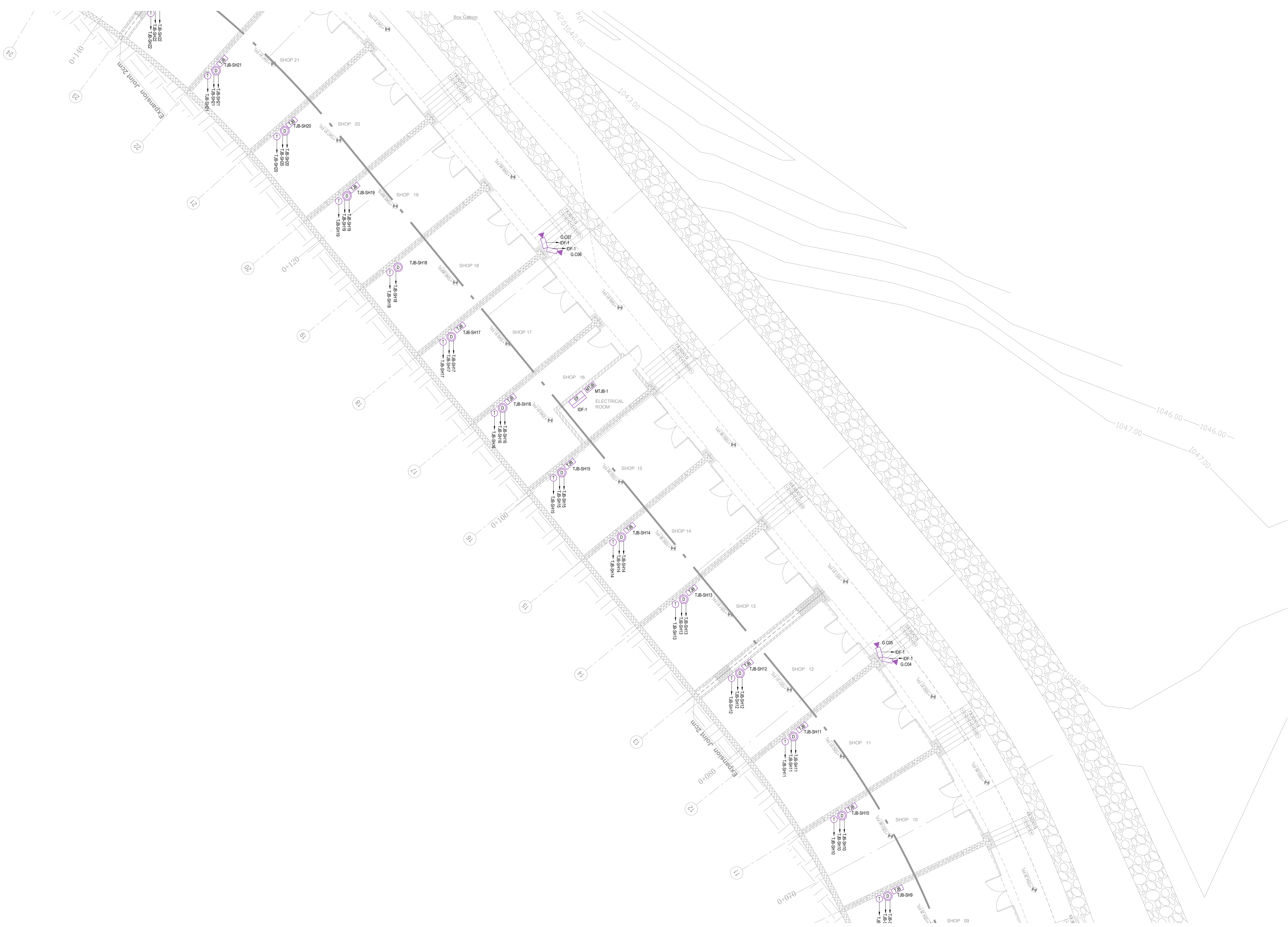
GROUND FLOOR PLAN - FROM 0+020 TO 0+070

COMMUNICATION SYSTEM LAYOUT PART 2

SHEET NUMBER

ISSUE DATE

NOVEMBER 2020



KHAMMASH ARCHITECTS

P.O. Box 22424, Amman - 11182, Jordan. Tel: +962 6 5685154. Fax: +962 6 5622386
E-mail: info@khammash.com

CLIENT

00000000000

PROJECT

ADDRESS
0000000, JORDAN

STATUS

TENDER

Copyright 2019 - Khammash Architects.

This drawing is and at all times remains the EXCLUSIVE PROPERTY OF KHAMMASH ARCHITECTS. ALL MEASUREMENTS MUST BE CHECKED BY THE CONTRACTOR ON SITE BEFORE THE COMMENCEMENT OF ANY WORKS.

NOTES

نمو التصميم حسب الكودات المعتمدة
بموجب التعليمات الفنية المسارية

A 05.05.15 AMENDMENT

DA

DRAWN

NORTH

SCALE

1:100 A1

DRAWING TITLE

GROUND FLOOR PLAN - FROM 0+070 TO 0+120

COMMUNICATION SYSTEM LAYOUT PART 3

SHEET NUMBER

ISSUE DATE

ENG.F.ALHUR

CHECKED

APPROVED

ENG.R.AYASH

CHECKED

APPROVED

E3004-COMM-GFL-R00

NOVEMBER 2020

ISSUE DATE

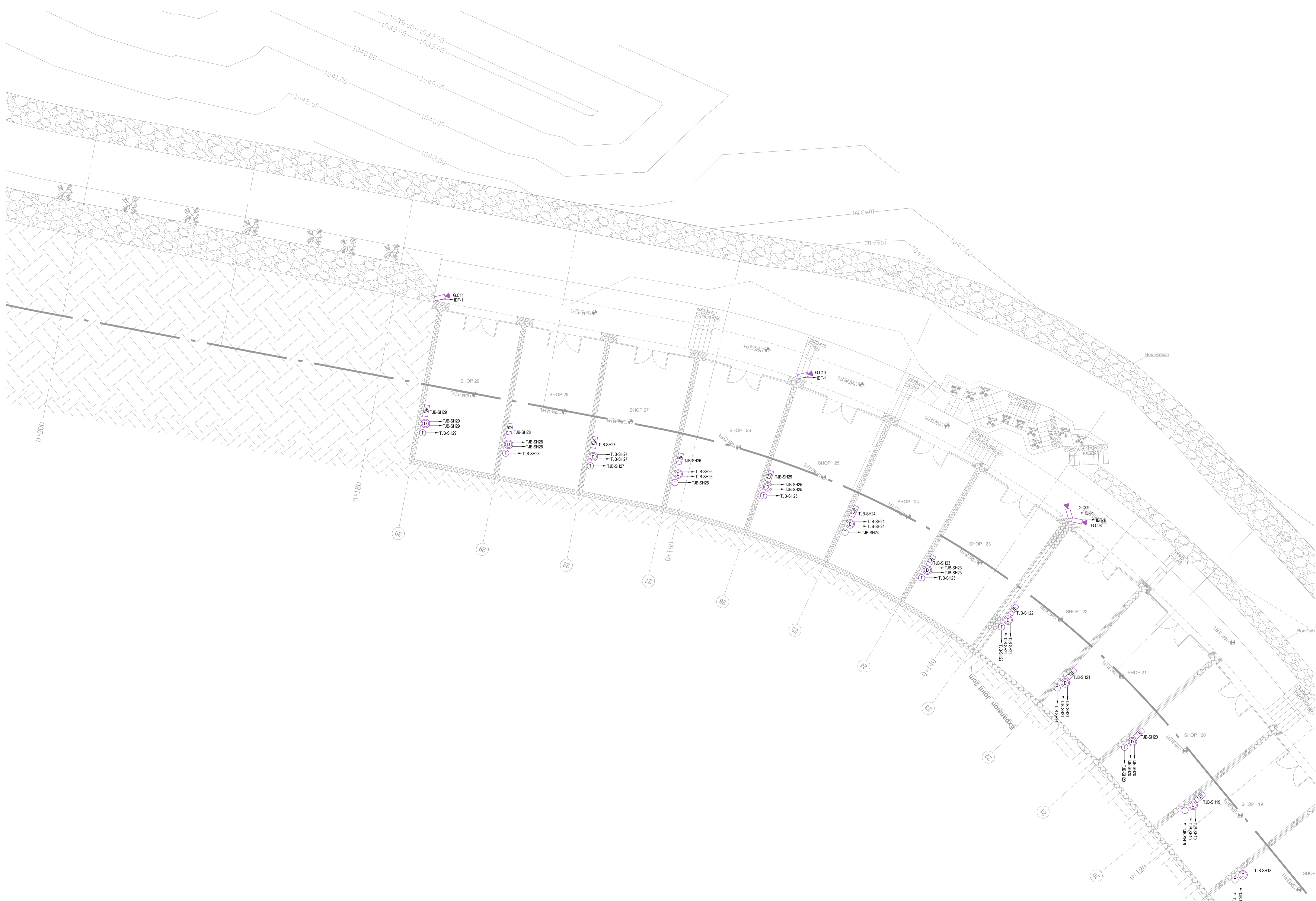
AMENDMENT


CHECKED


ISSUE DATE

AMENDMENT

CHECKED







KHAMMASH ARCHITECTS

P.O. Box 22424, Amman - 11182, Jordan, Tel: +962 6 5685154, Fax: +962 6 5622386
E-mail: info@khammash.com

CLIENT

00000000000

PROJECT

ADDRESS

0000000, JORDAN

STATUS

TENDER

Copyright 2019 - Khammash Architects.

This document is and at all times remains the EXCLUSIVE PROPERTY OF KHAMMASH ARCHITECTS. ALL MEASUREMENTS MUST BE CHECKED BY THE CONTRACTOR ON SITE BEFORE THE COMMENCEMENT OF ANY WORKS.

NOTES

تم التصميم حسب الكودات المعمدة بموجب التعليمات الفنية المسارية

A 05.05.15 AMENDMENT

DA

DRAWN

NORTH

SCALE

1:100 A1

DRAWING TITLE

GROUND FLOOR PLAN - FROM 0+260TO 0+320

SHEET NUMBER

ISSUE DATE

ENG.F.ALHUR

CHECKED

APPROVED

ENG.R.AYYASH


CHECKED

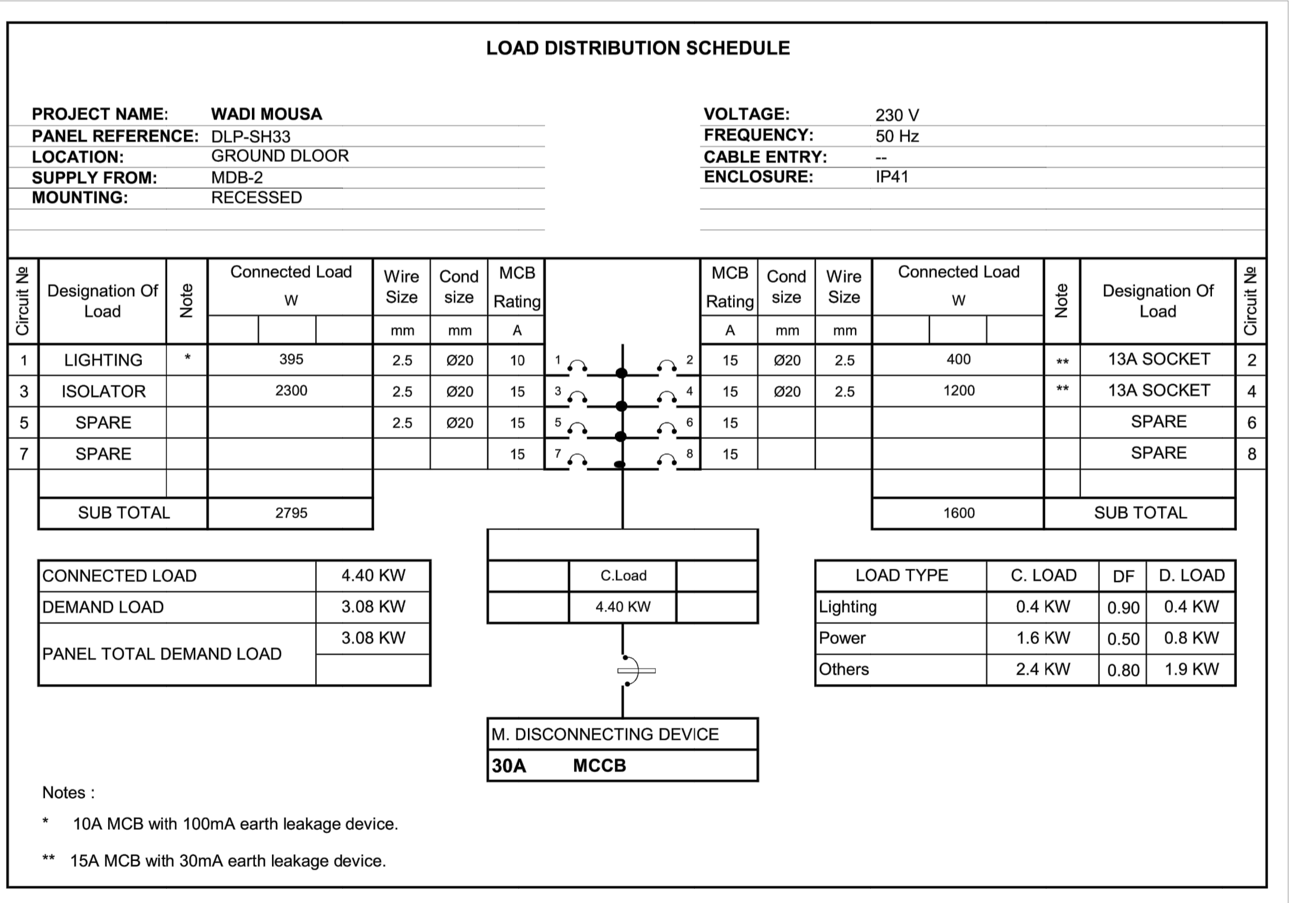
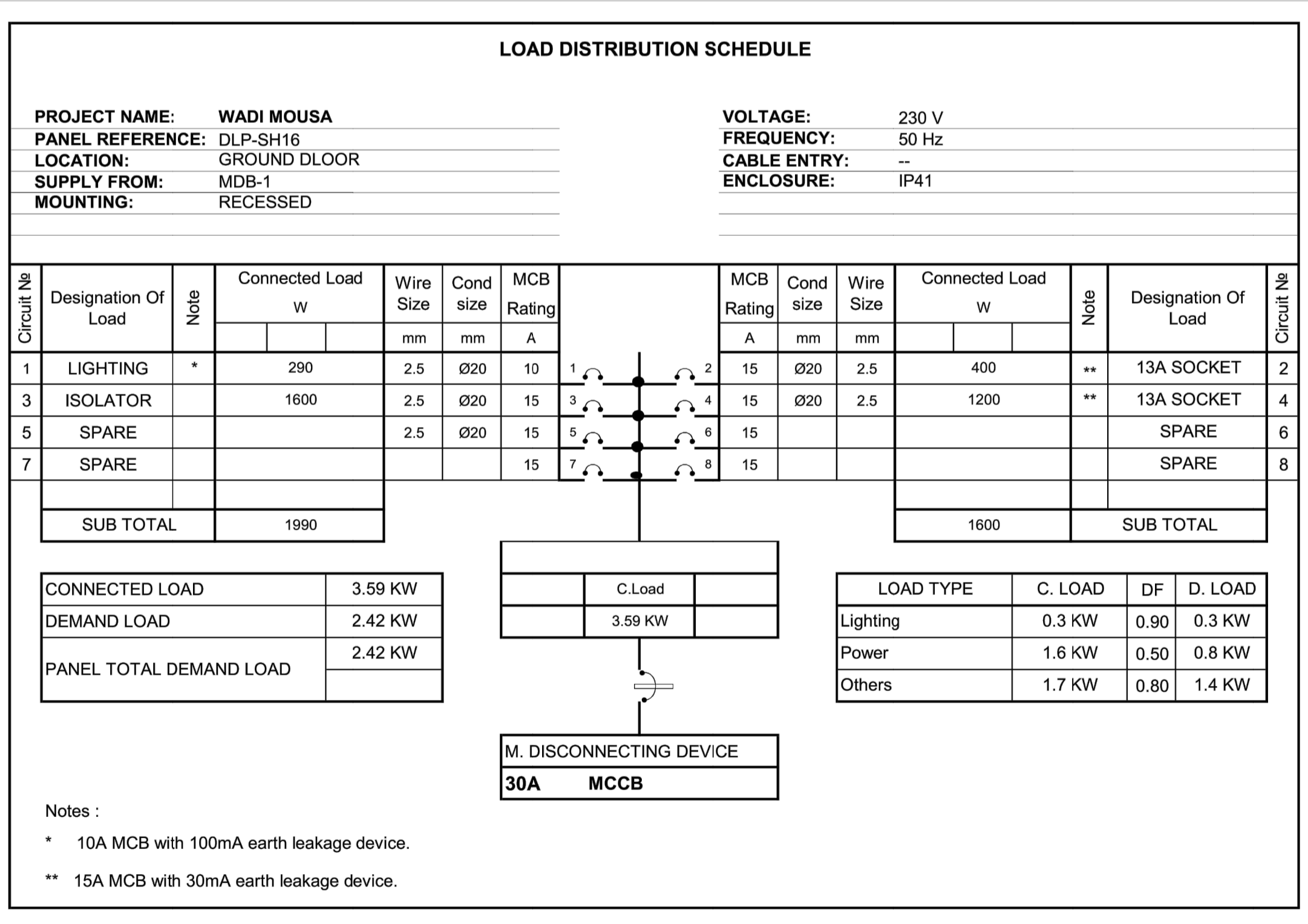
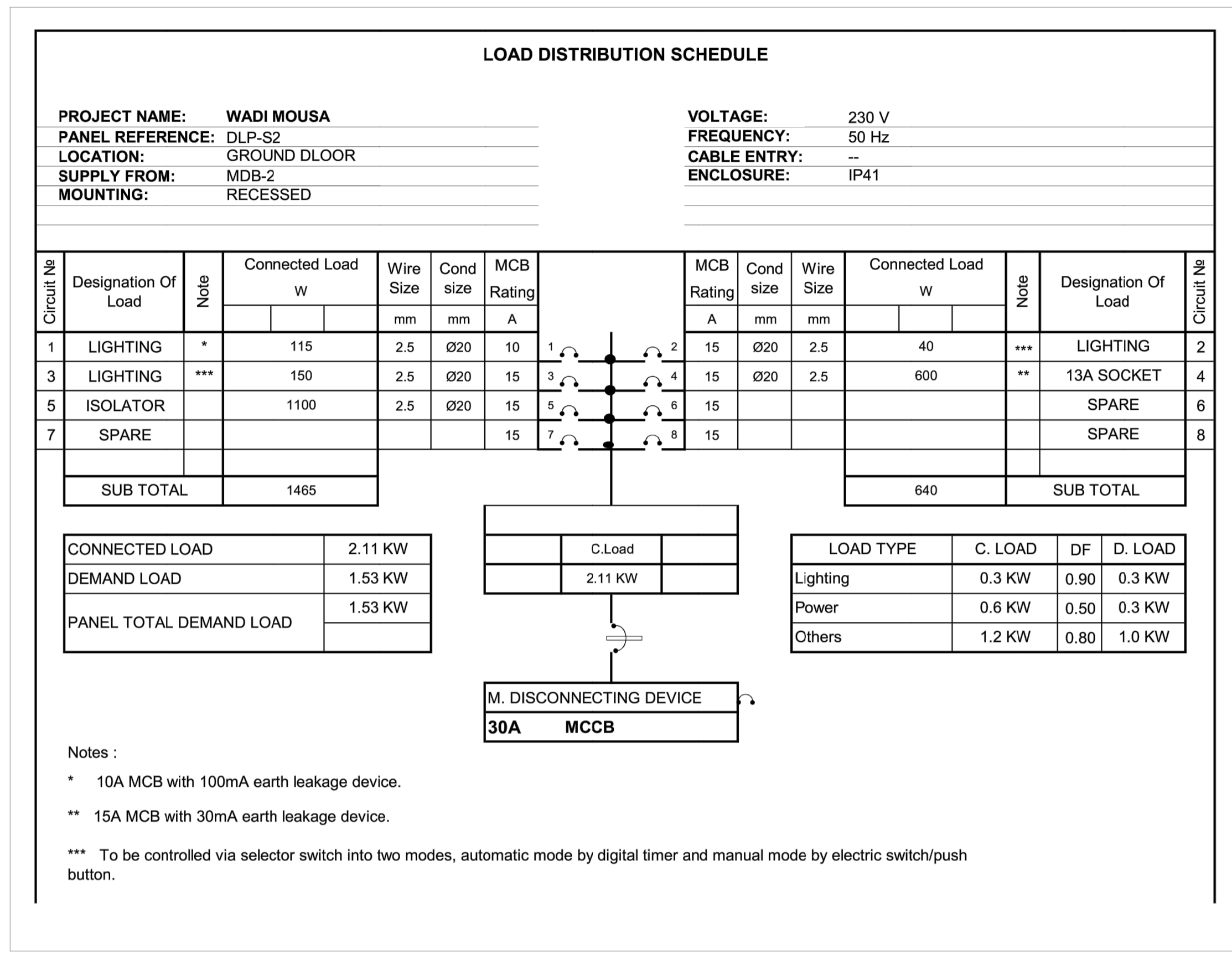
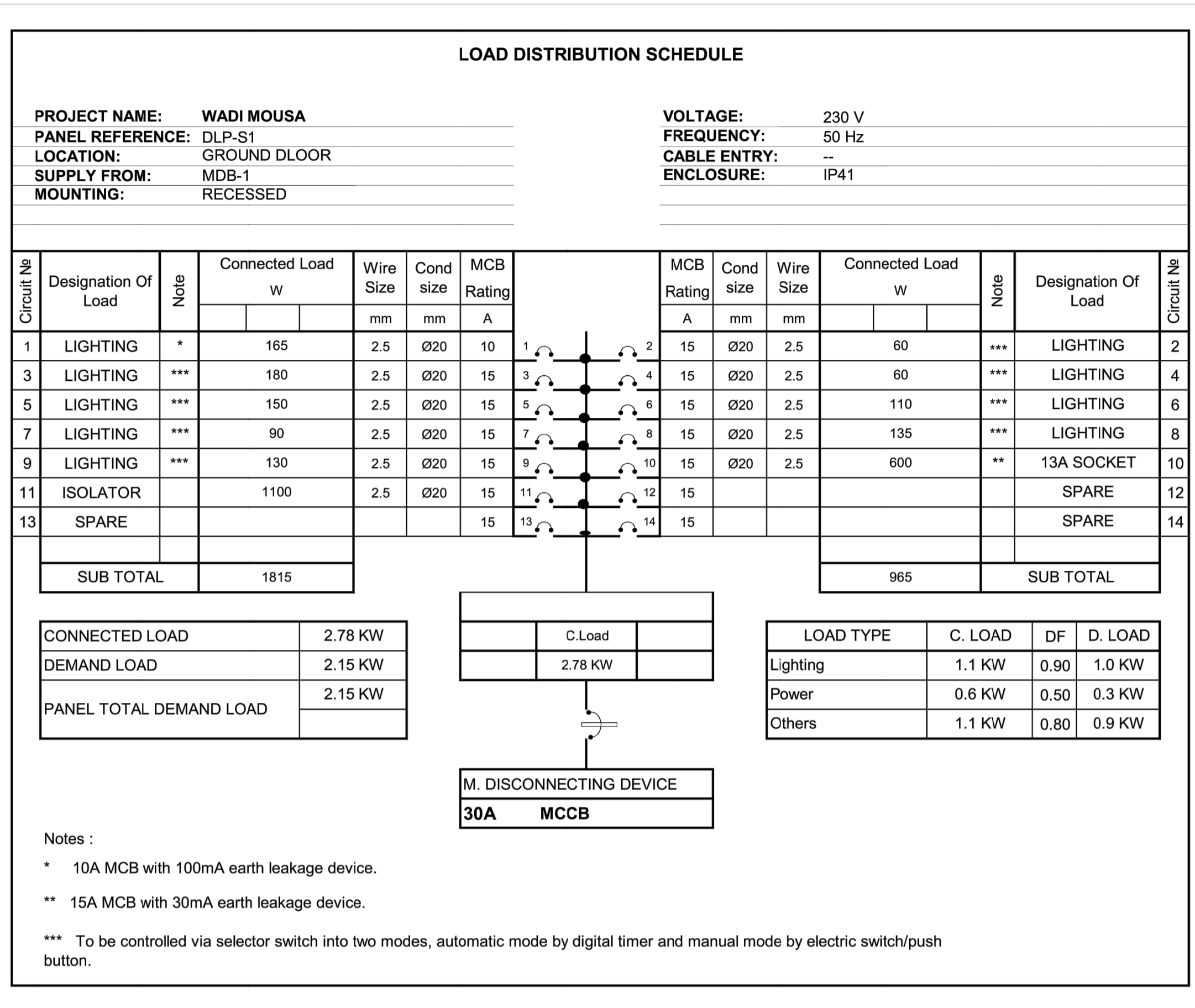
E3007-COMM-GFL-R00

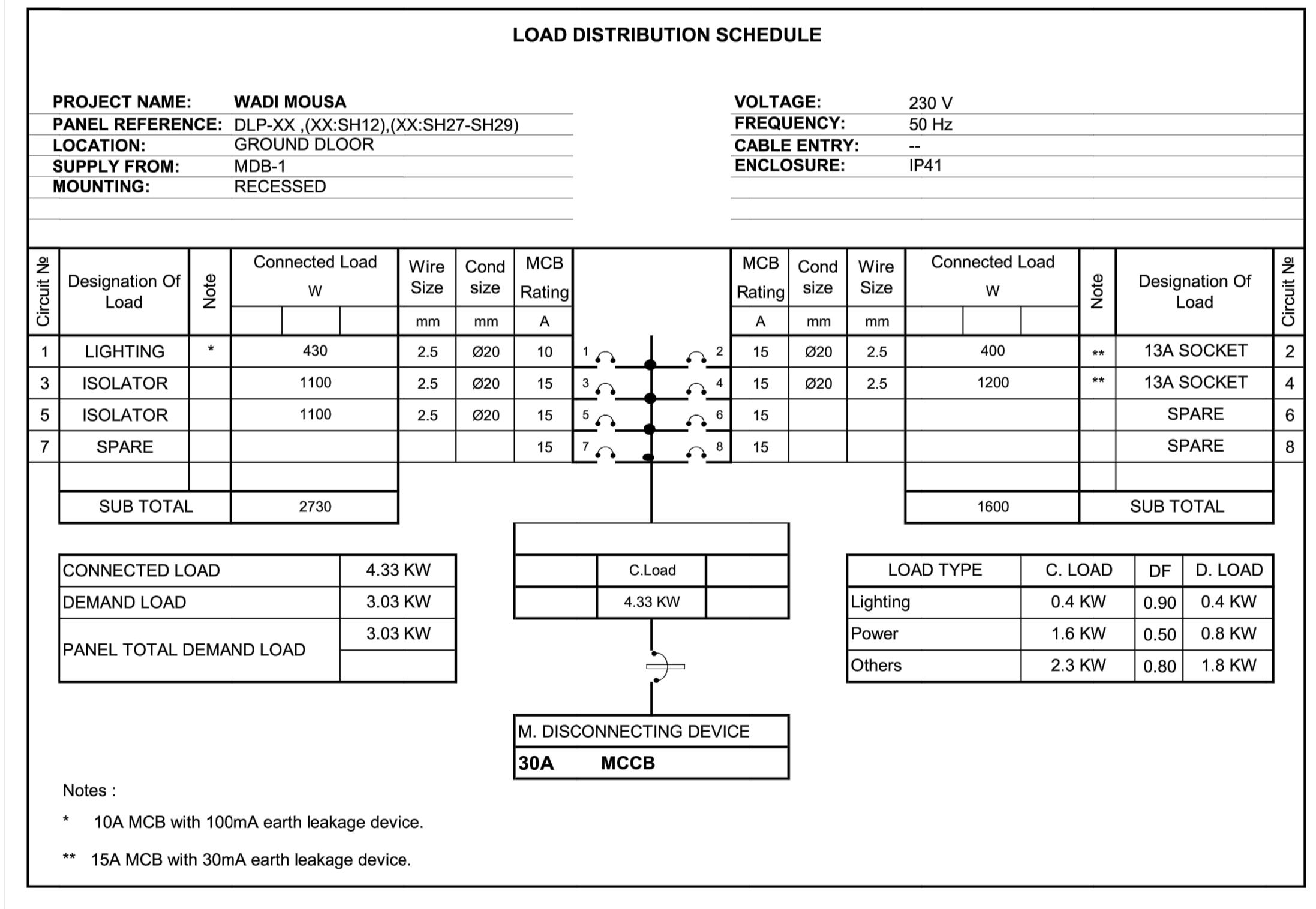
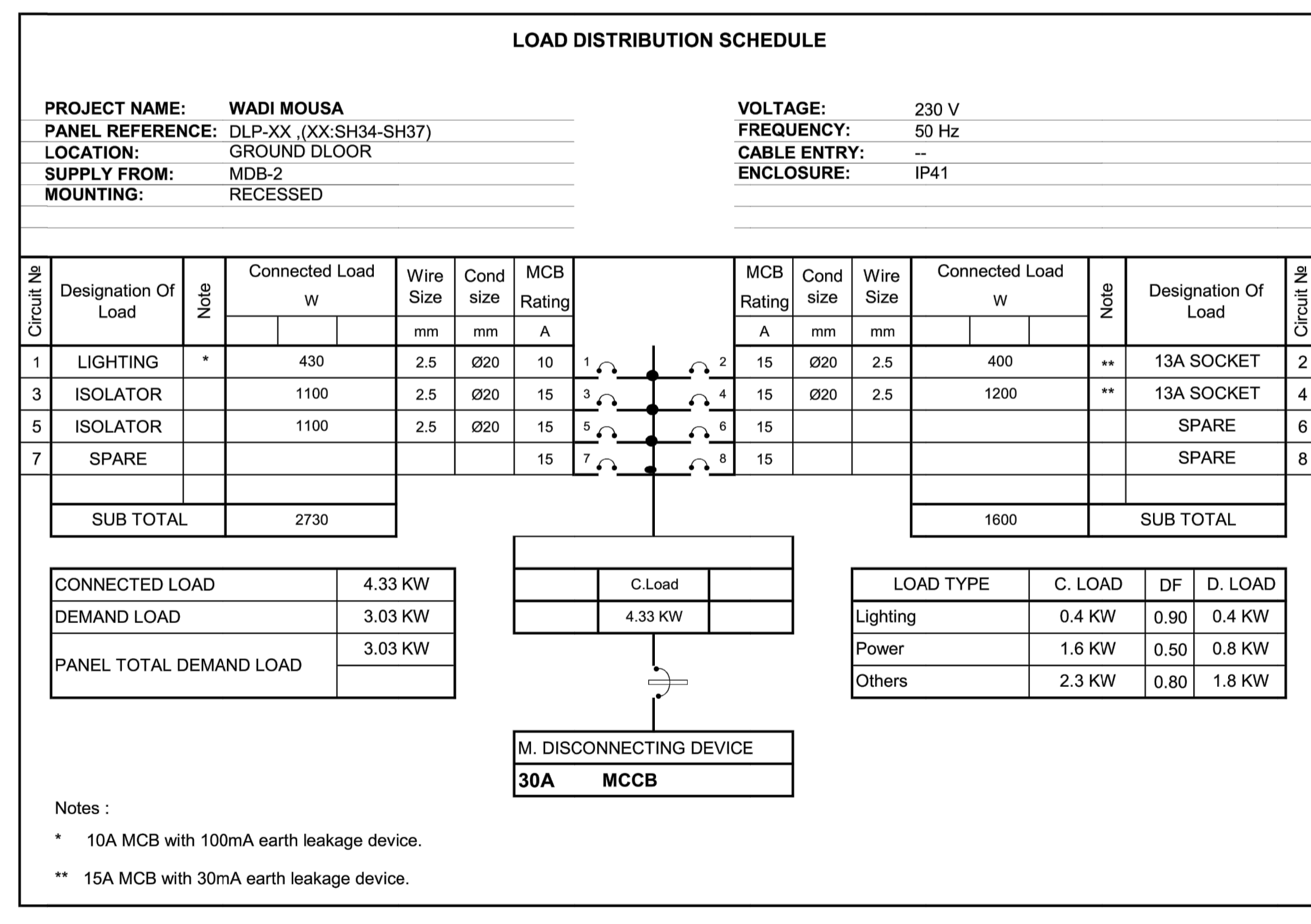
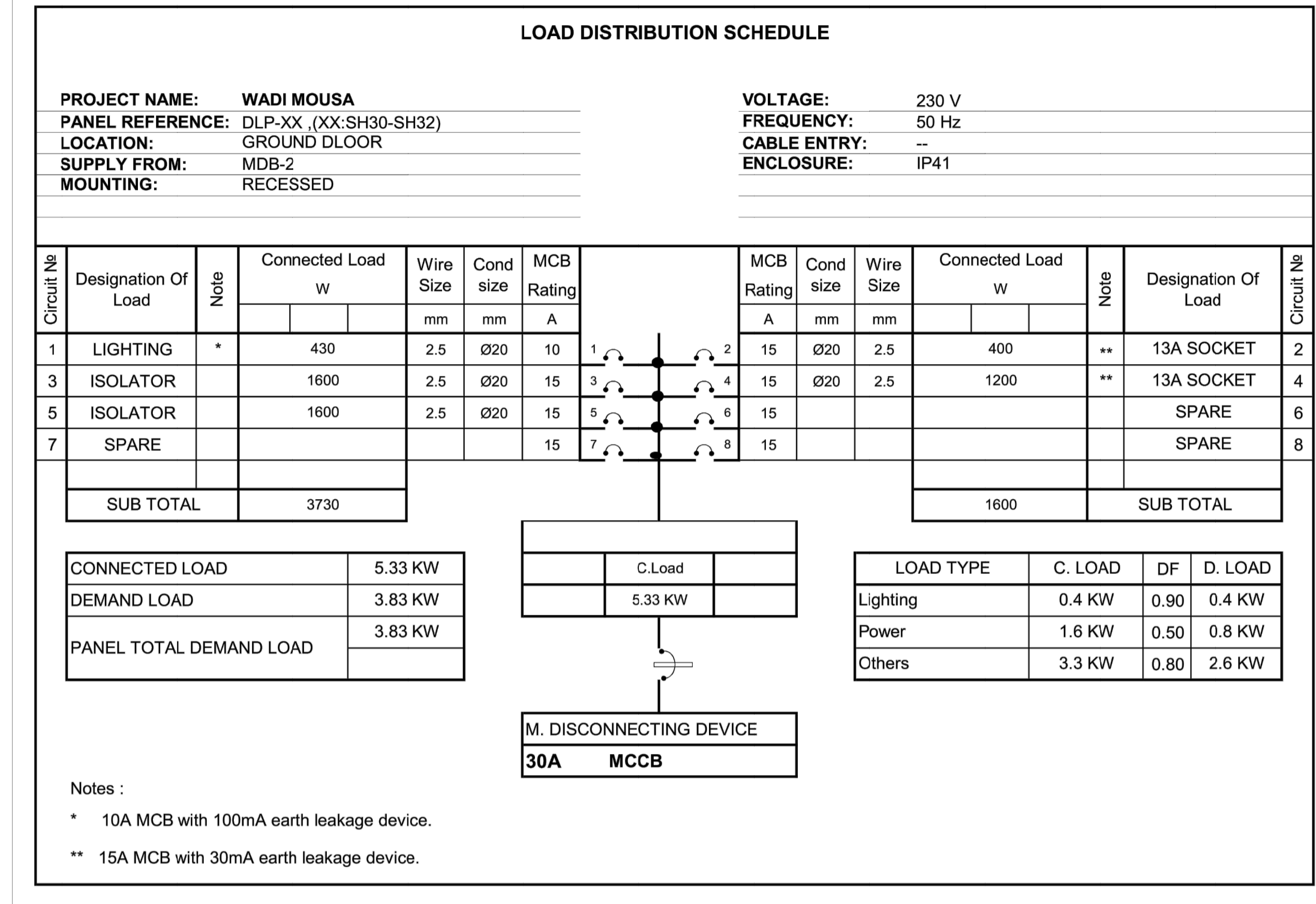
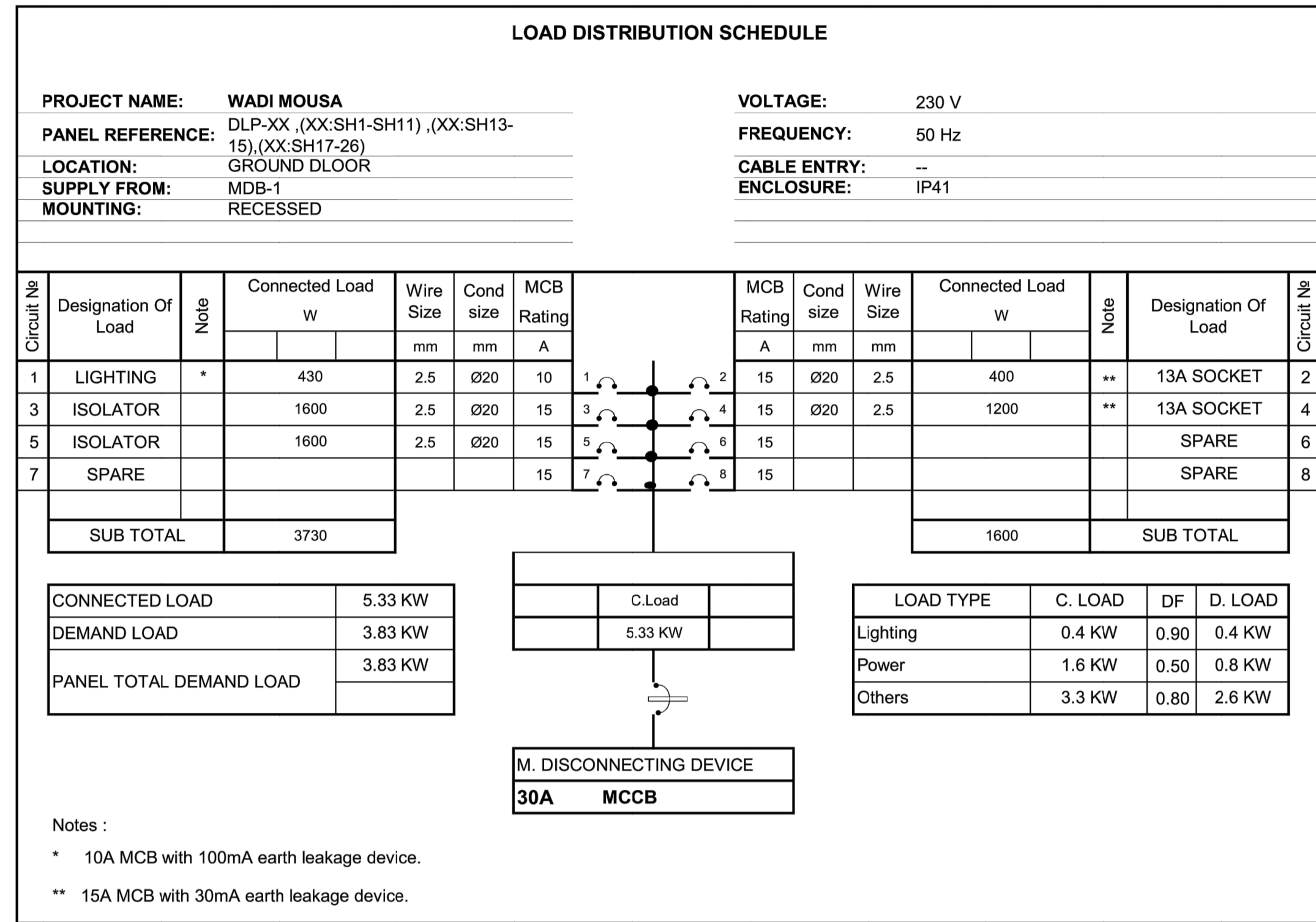
NOVEMBER 2020

ISSUE DATE | AMENDMENT

CHECKED | ISSUE DATE | AMENDMENT







CCTV SYSTEM SCHEDULE

CAMERA REFERENCE	HOUSING SHAPE	W.D.R	RESOLUTION (M.P.)	WEATHER PROOF	VANDAL PROOF	METHOD OF INSTALLATION	LED ILLUMINATOR	TYPE
G.C01	BULLET	YES	3.0	YES	NO	WALL	YES	C1
G.C02	BULLET	YES	3.0	YES	NO	WALL	YES	C1
G.C03	BULLET	YES	3.0	YES	NO	WALL	YES	C1
G.C04	BULLET	YES	3.0	YES	NO	WALL	YES	C1
G.C05	BULLET	YES	3.0	YES	NO	WALL	YES	C1
G.C06	BULLET	YES	3.0	YES	NO	WALL	YES	C1
G.C07	BULLET	YES	3.0	YES	NO	WALL	YES	C1
G.C08	BULLET	YES	3.0	YES	NO	WALL	YES	C1
G.C09	BULLET	YES	3.0	YES	NO	WALL	YES	C1
G.C10	BULLET	YES	3.0	YES	NO	WALL	YES	C1
G.C11	BULLET	YES	3.0	YES	NO	WALL	YES	C1

GENERAL NOTES:
 -ALL CAMERAS ARE COLORED TYPE
 -ALL CAMERAS SHALL HAVE VARI
 -ALL CAMERAS SHALL BE IR TYPE
 -ALL CAMERAS ARE STATIC TYPE (NOT PTZ)
 -FOCAL LENSES WITH AUTO IRIS FEATURE
 -WDR DENOTED CAMERA WITH WIDE DYNAMIC RANGE

